



GAME NOTES

Los Angeles Lakers (41-32) at Indiana Pacers (41-33)

Regular Season Game #74 • Away Game #35

TV: NBA TV • Spectrum SportsNet

Radio: ESPN LA 710 • 1330 KWKW

Friday, March 29, 2024 • Gainbridge Fieldhouse (Indianapolis, Ind.) • 4 p.m. PT



DATE	OPPONENT	TIME/RESULT	TV/REC
10/24	at Denver	L, 107-119	0-1
10/26	Phoenix	W, 100-95	1-1
10/29	at Sacramento	L, 127-132 (OT)	1-2
10/30	Orlando	W, 106-103	2-2
11/1	LA Clippers	W, 130-125 (OT)	3-2
11/4	at Orlando	L, 101-120	3-3
11/6	at Miami	L, 107-108	3-4
11/8	at Houston	L, 94-128	3-5
11/10	at Phoenix*	W, 122-119	4-5 (1-0)
11/12	Portland	W, 116-110	5-5
11/14	Memphis*	W, 134-107	6-5 (2-0)
11/15	Sacramento	L, 110-125	6-6
11/17	at Portland*	W, 107-95	7-6 (3-0)
11/19	Houston	W, 105-104	8-6
11/21	Utah*	W, 131-99	9-6 (4-0)
11/22	Dallas	L, 101-104	9-7
11/25	at Cleveland	W, 121-115	10-7
11/27	at Philadelphia	L, 94-138	10-8
11/29	at Detroit	W, 133-107	11-8
11/30	at Oklahoma City	L, 110-133	11-9
12/2	Houston	W, 107-97	12-9
12/5	Phoenix*	W, 106-103	13-9 (5-0)
12/7	New Orleans*	W, 133-89	14-9 (6-0)
12/9	Indiana*	W, 123-109	14-9 (7-0)
12/12	at Dallas	L, 125-127	14-10
12/13	at San Antonio	W, 122-119	15-10
12/15	at San Antonio	L, 115-129	15-11
12/18	New York	L, 109-114	15-12
12/20	at Chicago	L, 108-124	15-13
12/21	at Minnesota	L, 111-118	15-14
12/23	at Oklahoma City	W, 129-120	16-14
12/25	Boston	L, 115-126	16-15
12/28	Charlotte	W, 133-112	17-15
12/30	at Minnesota	L, 106-108	17-16
12/31	at New Orleans	L, 109-129	17-17
1/3	Miami	L, 96-110	17-18
1/5	Memphis	L, 113-127	17-19
1/7	LA Clippers	W, 106-103	18-19
1/9	Toronto	W, 132-131	19-19
1/11	Phoenix	L, 109-127	19-20
1/13	at Utah	L, 125-132	19-21
1/15	Oklahoma City	W, 112-105	20-21
1/17	Dallas	W, 127-110	21-21
1/19	Brooklyn	L, 112-130	21-22
1/21	Portland	W, 134-110	22-22
1/23	at LA Clippers	L, 116-127	22-23
1/25	Chicago	W, 141-132	23-23
1/27	at Golden State	W, 145-144 (2OT)	24-23
1/29	at Houston	L, 119-135	24-24
1/30	at Atlanta	L, 122-138	24-25
2/1	at Boston	W, 114-105	25-25
2/3	at New York	W, 113-105	26-25
2/5	at Charlotte	W, 124-118	27-25
2/8	Denver	L, 106-114	27-26
2/9	New Orleans	W, 139-122	28-26
2/13	Detroit	W, 125-111	29-26
2/14	at Utah	W, 138-122	30-26
2/22	at Golden State	L, 110-128	30-27
2/23	San Antonio	W, 123-118	31-27
2/25	at Phoenix	L, 113-123	31-28
2/28	at LA Clippers	W, 116-112	32-28
2/29	Washington	W, 134-131 (OT)	33-28
3/2	Denver	L, 114-124	33-29
3/4	Oklahoma City	W, 116-104	34-29
3/6	Sacramento	L, 120-130	34-30
3/8	Milwaukee	W, 123-122	35-30
3/10	Minnesota	W, 120-109	36-30
3/13	at Sacramento	L, 107-120	36-31
3/16	Golden State	L, 121-128	36-32
3/18	Atlanta	W, 136-105	37-32
3/22	Philadelphia	W, 101-94	38-32
3/24	Indiana	W, 150-145	39-32
3/26	at Milwaukee	W, 128-124 (2OT)	40-32
3/27	at Memphis	W, 136-124	41-32
3/29	at Indiana	4:00 PM NBATV/SPEC	
3/31	at Brooklyn	3:00 PM SPEC	
4/2	at Toronto	4:00 PM SPEC	
4/3	at Washington	4:00 PM SPEC	
4/6	Cleveland	12:30 PM SPEC	
4/7	Minnesota	7:00 PM NBATV/SPEC	
4/9	Golden State	7:00 PM TNT/SPEC	
4/12	at Memphis	5:00 PM SPEC	
4/14	at New Orleans	12:30 PM SPEC	

*In-Season Tournament

LAST GAME'S STARTERS

Rui Hachimura #28 F • 6-8 • 230 Gonzaga	GP/GS	PPG	RPG	APG	FG%	3FG%	FT%	MPG
	59/30	13.1	4.1	1.1	.533	.423	.730	26.2
LAST GAME: 32 points, 10 rebounds, 1 assist and 2 blocks in 36 minutes at Memphis • Re-signed with the Lakers on July 6, 2023 • Originally acquired by Los Angeles on Jan. 23, 2023 via trade from Washington • Has appeared in 269 career games (157 starts) with Los Angeles and Washington								
LeBron James #23 F • 6-9 • 250 St. Vincent St. Mary	GP/GS	PPG	RPG	APG	FG%	3FG%	FT%	MPG
	63/63	25.3	7.3	8.1	.530	.405	.748	35.2
LAST GAME: 23 points, 14 rebounds, 12 assists and 1 steal in 34 minutes at Memphis • Has logged the most combined regular season and playoffs minutes of any player in NBA history • Became the first player in NBA history to surpass 40,000 career points on March 2 • Named NBA In-Season Tournament MVP								
Jaxson Hayes #11 C • 7-0 • 217 Texas	GP/GS	PPG	RPG	APG	FG%	3FG%	FT%	MPG
	62/4	4.1	2.9	0.4	.705	.000	.625	12.1
LAST GAME: 14 points, 7 rebounds, 1 assists, 1 steal and 1 block in 31 minutes at Memphis • Signed with the Lakers on July 6, 2023 • Appeared in 241 games (47 starts) in four seasons with New Orleans, averaging of 7.5 points • Drafted by the Atlanta Hawks with the eighth overall pick in the 2019 NBA Draft								
Austin Reaves #15 G • 6-5 • 206 Oklahoma	GP/GS	PPG	RPG	APG	FG%	3FG%	FT%	MPG
	73/48	16.1	4.3	5.6	.489	.373	.863	32.1
LAST GAME: 13 points, 2 rebounds and 11 assists in 35 minutes at Memphis • Re-signed with Los Angeles on July 6, 2023 • Has appeared in 198 career NBA games (89 starts), all with the Lakers • Has not missed a game this season								
D'Angelo Russell #1 G • 6-4 • 200 Ohio State	GP/GS	PPG	RPG	APG	FG%	3FG%	FT%	MPG
	67/60	18.2	3.0	6.4	.463	.425	.824	32.4
LAST GAME: 23 points, 2 rebounds, 4 assists and 1 steal in 29 minutes at Memphis • Re-signed with Los Angeles on July 7, 2023 • Acquired via trade on Feb. 8, 2023, from Minnesota • Holds Lakers franchise record for most 3-pointers made in a season (currently 197 3FG this season)								
PRONUNCIATIONS: JD DuBois (dew-bwah), Rui Hachimura (ROO-ee hah-chee-MURR-uh), Jalen Hood-Schifino (shuh-FEE-no), Taurean Prince (TORE-ee-in), Schuyler Rimmer (SKY-luhr)								

2023-24 REGULAR SEASON RECORDS

	RECORD	HOME (STREAK)	ROAD (STREAK)	OVERTIME	STREAK
OVERALL	41-32	27-12 (W3)	14-20 (W2)	4-1	W5
PACIFIC	7-9	4-4 (L3)	3-5 (L1)	2-1	L3
WESTERN	25-23	17-8 (L1)	8-15 (W1)	2-1	W1
EASTERN	16-9	10-4 (W7)	6-5 (W3)	-	W10

LAKERS STATUS REPORT

@ IND • MARCH 29

• **Anthony Davis** (left knee hyperextension) and **LeBron James** (left ankle peroneal tendinopathy) are **QUESTIONABLE**

• **Jalen Hood-Schifino** (lumbar disc surgery), **Jarred Vanderbilt** (right midfoot sprain), **Gabe Vincent** (left knee surgery) and **Christian Wood** (left knee surgery) are **OUT**

2023-24 TEAM LEADERS

CATEGORY	PLAYER
Scoring	Davis – 1,680 (24.7)
Rebounds	Davis – 860 (12.6)
Assists	James – 513 (8.1)
Steals	Davis – 81 (1.2)
Blocks	Davis – 164 (2.4)
FG	Davis – 642
FG%	Davis – .553
3FG	Russell – 197
3FG%	Russell – .425
FT	Davis – 370
FT%	Reaves – .863

IN-GAME STATS UPDATES ARE AVAILABLE TO CREDENTIALLED MEDIA ON X AT @LAKERS_MR

2023-24 LOS ANGELES LAKERS ROSTER

NO.	NAME	POS	HT	WT	DOB	PRIOR TO NBA / COUNTRY	YRS
14	Colin Castleton (2W)	C	6-11	231	5/25/00	Florida / USA	R
10	Max Christie	G	6-5	190	2/10/03	Michigan State / USA	1
3	Anthony Davis	F	6-10	253	3/11/93	Kentucky / USA	11
26	Spencer Dinwiddie	G	6-5	215	4/6/93	Colorado / USA	9
20	Harry Giles III (2W)	F/C	6-10	240	4/22/98	Duke / USA	3
28	Rui Hachimura	F	6-8	230	2/8/98	Gonzaga / Japan	4
11	Jaxson Hayes	C	7-0	217	5/23/00	Texas / USA	4
0	Jalen Hood-Schifino	G	6-6	215	6/19/03	Indiana / USA	R
23	LeBron James	F	6-9	250	12/30/84	St. Vincent-St. Mary (OH) / USA	20
21	Maxwell Lewis	F	6-7	205	7/27/02	Pepperdine / USA	R
4	Skylar Mays (2W)	G	6-4	205	9/5/97	LSU / USA	3
12	Taurean Prince	F	6-6	216	3/22/94	Baylor / USA	7
15	Austin Reaves	G	6-5	206	5/29/98	Oklahoma / USA	2
5	Cam Reddish	F	6-8	218	9/1/99	Duke / USA	4
1	D'Angelo Russell	G	6-4	200	2/23/96	Ohio State / USA	8
2	Jarred Vanderbilt	F	6-9	214	4/3/99	Kentucky / USA	5
7	Gabe Vincent	G	6-3	195	6/14/96	UC Santa Barbara / USA	4
35	Christian Wood	F/C	6-10	223	9/27/95	UNLV / USA	7

HEAD COACH:Darvin Ham (Texas Tech)

ASSISTANT COACHES:Chris Jent (Ohio State), Phil Handy (Hawaii), Jordan Ott (Penn State),
JD DuBois (Utah), Schuyler Rimmer (Florida), Zach Peterson (Michigan State), DeMarre Carroll (Missouri)

ATHLETIC TRAINER:Roger Sancho (Texas)

NUMERICAL ROSTER				HOW THE LAKERS WERE BUILT			
0	Hood-Schifino	12	Prince	VIA FREE AGENCY	2018-19:	LeBron James (re-signed 8/18/22)	
1	Russell	14	Castleton		2021-22:	Austin Reaves (re-signed 7/6/23)	
2	Vanderbilt	15	Reaves		2023-24:	Colin Castleton, Spencer Dinwiddie, Harry Giles III, Jaxson Hayes, Skylar Mays, Taurean Prince, Cam Reddish, Gabe Vincent, Christian Wood	
3	Davis	20	Giles III	VIA TRADE (Acquired From)	2019-20:	Anthony Davis (New Orleans; re-signed 8/6/23)	
4	Mays	21	Lewis		2022-23:	Rui Hachimura (Washington; re-signed 7/6/23), D'Angelo Russell (Minnesota; re-signed 7/7/23), Jarred Vanderbilt (Utah, re-signed 9/18/23)	
5	Reddish	23	James		2023-24:	Maxwell Lewis (Denver)	
7	Vincent	26	Dinwiddie	VIA DRAFT (Pick)	2022-23:	Max Christie (35th)	
10	Christie	28	Hachimura		2023-24:	Jalen Hood-Schifino (17th)	
11	Hayes	35	Wood				

OPPONENT BREAKDOWN

ALL-TIME RECORD vs. INDIANA PACERS



HOME	ROAD	NEUTRAL	OVERALL
39-11	26-23	-	65-34

ALL-TIME SERIES FACT					
Current Streak	Won 2	Last Home Loss	Nov. 28, 2022 (115-116)	Most Points Allowed	145 vs. Indiana, 3/24/24
Current Home Streak	Won 1	Last Road Loss	Aug. 8, 2020 (111-116) - Orlando Dec. 17, 2019 (102-105)	Fewest Points Scored	72 @ Indiana, 2/2/04
Current Road Streak	Won 3	Largest Winning Margin	28 vs. Indiana, 11/12/78 (134-106)	Fewest Points Allowed	76 vs. Indiana, 12/11/96
Last Home Win	March 24, 2024 (150-145)	Largest Losing Margin	42 @ Indiana, 2/5/19 (94-136)	High Individual Game (LAL)	45, K. Bryant vs. Indiana, 1/9/06
Last Road Win	Feb. 2, 2023 (112-111)	Most Points Scored	150 vs. Indiana, 3/24/24	High Individual Game (IND)	39, P. George vs. Indiana, 11/29/15 39, R. Miller @ Indiana, 3/18/05 39, T. Warren @ Indiana, 8/8/20

SEASON & SERIES NOTES: CONNECTIONS

All-Time Series Notes: This will be the 100th regular season meeting between the two franchises, with the Lakers leading the all-time series, 65-34 ... At Crypto.com Arena, the Lakers are 17-7 all-time against Indiana in the regular season and are 3-0 in the playoffs ... L.A. is 9-13 at Gainbridge Fieldhouse since it opened in 1999 ... The two sides have faced off in the post-season only once, with the Lakers using a 4-2 series win in the 2000 NBA Finals to capture the team's 12th NBA title ... The Lakers took down the Pacers, 123-109, in the championship game of the inaugural NBA In-Season Tournament in the 2023-24 season (game did not count towards regular season statistics)

Connections: Lakers Head Coach **Darvin Ham** played through part of the 1997 season with the Indiana Pacers ... Ham and Lakers Assistant Coach **Schuyler Rimmer** coached Pacers F **Jordan Nwora** as assistant and player development coaches during the 2020-23 season with the Milwaukee Bucks ... Lakers F **Cam Reddish** and Pacers F **Obi Toppin** were teammates during part of the 2022-23 season with the New York Knicks ... Pacers Assistant Coach **Lloyd Pierce** coached Reddish as head coach during the 2019-21 seasons with the Atlanta Hawks ... Lakers Assistant coach **Chris Jent** was on Pierce's coaching staff during the 2018-21 seasons with the Hawks ... Pierce also coached Lakers C **Christian Wood** as an assistant coach during the 2015-16 season with the 76ers ... Pacers Player Development Coach **Jannero Pargo** played during the 2002-04 seasons with the Lakers ... Pacers Player Development Coach **Isaac Yacob** was a coaching associate during the 2017-19 seasons with the Lakers.

2023-24 SCHEDULE (1-0)

GAME	OUTCOME/TIME
3/24/24 vs. Indiana	150-145 (W)
3/29/24 @ Indiana	4 p.m.

LAST SEASON'S RESULTS (1-1)

GAME	OUTCOME
1/28/22 vs. Indiana	115-116 (L)
2/2/23 @ Indiana	112-111 (W)

UPCOMING REGULAR SEASON OPPONENTS



**GAME
#75**

LOS ANGELES LAKERS at BROOKLYN NETS

Sunday, March 31, 2024 • 3 p.m. PT
Barclays Center • Brooklyn, N.Y.

	HOME	ROAD	NEUTRAL	OVERALL
All-Time Totals	35-15	33-15	-	68-30

All-Time Series Notes: The Lakers and Nets have met 98 times, with Los Angeles leading the all-time series 68-30 ... At Crypto.com Arena, the Lakers are 14-11 all-time against the Nets ... L.A. is 11-12 against the Nets since the franchise moved to Brooklyn ... Since the Nets entered the league prior to the 1976-77 season, the Lakers have lost just six total season series to Brooklyn

2023-24 SCHEDULE (0-1)

GAME	OUTCOME/TIME
1/19/24 vs. Brooklyn	112-130 (L)
3/31/24 @ Brooklyn	3 p.m.

LAST SEASON'S RESULTS (1-1)

GAME	OUTCOME
11/13/22 vs. Brooklyn	116-103 (W)
1/30/23 @ Brooklyn	104-121 (L)



**GAME
#76**

LOS ANGELES LAKERS at TORONTO RAPTORS

Tuesday, April, 2, 2024 • 4 p.m. PT
Scotiabank Arena • Toronto, Ontario

	HOME	ROAD	NEUTRAL	OVERALL
All-Time Totals	17-10	15-12	-	32-22

All-Time Series Notes: The teams have met 54 times, with the Lakers leading the all-time series 32-22 ... Los Angeles is 14-10 all-time against Toronto at Crypto.com Arena ... On the road, the Lakers are 15-12 all-time against the Raptors ... In the two teams' 20th meeting on Jan. 22, 2006, Kobe Bryant had a career night, scoring a team-record 81 points - including 55 points in the second half - to bring the Lakers back from an 18-point deficit to defeat the Raptors, 122-104, at STAPLES Center ... Bryant's point total is still the second-best single-game performance in NBA history

2023-24 SCHEDULE (1-0)

GAME	OUTCOME/TIME
1/9/24 vs. Toronto	132-131 (W)
4/2/24 @ Toronto	4 p.m.

LAST SEASON'S RESULTS (1-1)

GAME	OUTCOME
12/7/22 @ Toronto	113-126 (L)
3/10/23 vs. Toronto	122-112 (W)

SEASON TRANSACTIONS

(6/22) Selected Jalen Hood-Schifino with the 17th overall pick in the 2023 NBA Draft ... Acquired Maxwell Lewis from the Denver Nuggets as part of a four-team trade, sending Mojave King and cash considerations to the Indiana Pacers ... (6/27) Extended qualifying offers to Rui Hachimura and Austin Reaves ... (6/29) Waived Mo Bamba and Shaquille Harrison ... (7/3) Signed Colin Castleton and D'Moi Hodge to two-way contracts ... (7/6) Re-signed Rui Hachimura and Austin Reaves ... Signed Jaxson Hayes, Taurean Prince, Cam Reddish and Gabe Vincent ... (7/7) Re-signed D'Angelo Russell ... (7/8) Signed Jalen Hood-Schifino and Maxwell Lewis ... (7/26) Waived Cole Swider ... Signed Alex Fudge to a two-way contract ... (8/6) Signed Anthony Davis to a contract extension ... (9/6) Signed Christian Wood ... (9/7) Signed Damion Baugh, Bryce Hamilton, Scotty Pippen Jr. and Vincent Valerio-Bodon ... (9/18) Signed Jarred Vanderbilt to a contract extension ... Waived Hamilton ... (10/16) Waived Baugh, Pippen Jr. and Valerio-Bodon ... (10/18) Signed Louis King ... (10/19) Waived King ... Signed Quinndary Weatherspoon ... (10/20) Waived Weatherspoon ... (10/31) Assigned Maxwell Lewis to the South Bay Lakers ... (11/1) Recalled Lewis from South Bay ... (11/11) Assigned Lewis to South Bay ... (11/12) Recalled Lewis from South Bay ... Assigned Lewis to South Bay ... (11/14) Recalled Lewis from South Bay ... (11/15) Assigned Lewis to South Bay ... Recalled Lewis ... (11/18) Assigned Lewis to South Bay ... (11/21) Recalled Lewis ... (12/4) Assigned Lewis to South Bay ... Recalled Lewis ... (12/5) Assigned Jalen Hood-Schifino and Maxwell Lewis to South Bay ... Recalled Hood-Schifino and Lewis ... (12/10) Assigned Maxwell Lewis to South Bay ... Recalled Lewis ... (12/11) Assigned Lewis to South Bay ... (12/16) Recalled Lewis to LAL ... Assigned Lewis to South Bay (12/26) ... (1/5) Recalled Lewis to LAL ... (1/6) Assigned Jalen Hood-Schifino and Maxwell Lewis to South Bay ... Waived Alex Fudge and D'Moi Hodge ... Signed Dylan Windler to a Two-Way contract ... (1/7) Recalled Hood-Schifino and Lewis from South Bay ... Assigned Hood-Schifino and Lewis to South Bay ... (1/8) Signed Skylar Mays to a Two-Way contract ... Recalled Hood-Schifino and Lewis from South Bay ... (1/9) Assigned Hood-Schifino and Lewis to South Bay ... Recalled Hood-Schifino and Lewis ... (1/11) Assigned Hood-Schifino and Lewis to South Bay ... Recalled Hood-Schifino and Lewis ... Assigned Hood-Schifino and Lewis to South Bay ... (1/12) Recalled Hood-Schifino ... (1/14) Assigned Hood-Schifino to South Bay ... (1/19) Recalled Hood-Schifino and Lewis from South Bay ... Assigned Hood-Schifino and Lewis to South Bay ... (1/21) Recalled Hood-Schifino and Lewis ... Assigned Hood-Schifino and Lewis to South Bay ... (1/23) Recalled Hood-Schifino and Lewis ... Assigned Hood-Schifino and Lewis to South Bay ... (1/25) Recalled Hood-Schifino and Lewis ... Assigned Hood-Schifino to South Bay ... (1/21) Recalled Hood-Schifino ... (2/8) Assigned Hood-Schifino and Lewis to South Bay ... (1/25) Recalled Hood-Schifino and Lewis ... (2/10) Assigned Hood-Schifino and Lewis to South Bay ... Signed Spencer Dinwiddie ... (2/13) Recalled Hood-Schifino and Lewis ... Assigned Hood-Schifino and Lewis to South Bay ... (2/14) Recalled Hood-Schifino and Lewis ... (2/22) Assigned Lewis to South Bay ... (2/23) Recalled Lewis from South Bay ... (2/24) Assigned Hood-Schifino and Lewis to South Bay ... (3/1) Waived Dylan Windler ... (3/2) Signed Harry Giles III to a two-way contract ... (3/4) Recalled Hood-Schifino and Lewis ... Assigned Hood-Schifino and Lewis to South Bay ... (3/6) Recalled Hood-Schifino and Lewis ... Assigned Hood-Schifino and Lewis ... (3/7) Recalled Hood-Schifino and Lewis ... (3/8) Assigned Hood-Schifino and Lewis ... (3/9) Recalled Hood-Schifino and Lewis ... (3/10) Assigned Lewis to South Bay ... (3/11) Recalled Lewis ... (3/14) Assigned Lewis to South Bay ... (3/15) Recalled Lewis ... (3/19) Assigned Lewis to South Bay ... (3/24) Recalled Lewis

LOS ANGELES LAKERS | 17-time World Champions

IN-SEASON TOURNAMENT CHAMPIONS



IN-SEASON TOURNAMENT RECORDS

	RECORD	HOME	ROAD	NEUTRAL	STREAK
OVERALL	7-0	3-0	2-0	2-0	W7
GROUP PLAY	4-0	2-0	2-0	0-0	W4

THE PATH TO VICTORY: The Lakers took home the inaugural NBA Cup in 2023, blazing through their competition with a perfect 7-0 record in tournament play. Los Angeles competed in Western Group A as part of the NBA's first-ever In-Season Tournament, a group that consists of the Memphis Grizzlies, Phoenix Suns, Utah Jazz and Portland Trail Blazers. Each team played four designated Group Play games – one game against each opponent in its group, with two games at home and two on the road.

Game 1: The Lakers squared off against the Phoenix Suns on Friday, Nov. 10, at Footprint Center for Los Angeles' first game of the In-Season Tournament Group Play, and the purple and gold came out victorious, 122-119. LeBron James led the way with a team-high 32 points (11-17 FG, 3-4 3FG, 7-11 FT) to go with 11 rebounds, six assists, one steal and one block in 36 minutes, while Anthony Davis also recorded a double-double, his sixth of the season, with 18 points (5-14 FG, 8-8 FT), 11 rebounds, four assists and one block in 36 minutes. Cam Reddish, starting in place of Austin Reaves, hit five triples and dropped 17 points to give LA the spark they needed and snap their three-game losing streak.

Game 2: The Lakers improved to 2-0 in the In-Season Tournament Group Play stage following a 134-107 victory over the Memphis Grizzlies at Crypto.com Arena on Tuesday, Nov. 14. Los Angeles had their highest-scoring game of the season as seven players scored in double figures. D'Angelo Russell led the way for the Lakers, scoring 24 points (8-12 FG, 6-8 3FG, 2-3 FT) in 27 minutes. Rui Hachimura added 23 points (8-10 FG, 3-3 3FG, 4-4 FT), playing 24 minutes after coming off the bench. Austin Reaves recorded a double-double scoring 16 points (5-9 FG, 4-4 3FG, 2-3 FT) to go along with 12 rebounds. Anthony Davis also recorded a double-double, his eighth of the season, as he dropped 19 points (7-11 FG, 5-6 FT) and grabbed 11 boards. LeBron James made his return after missing a game due to a left calf contusion and scored 16 points (6-11 FG, 3-6 3FG), grabbed nine rebounds and dished out six assists in 23 minutes. Santi Aldama paced the Grizzlies with 24 points (9-15 FG, 3-8 3FG), but it was not enough to keep up with the sharp-shooting Lakers, whose 22 3-pointers tied the franchise record (Feb. 7, 2019 at Boston).

Game 3: In the Lakers' third game of In-Season Tournament Group Play, Los Angeles took down the Trail Blazers, 107-95, in Portland to improve to a perfect 3-0 record. The purple and gold took the lead from the jump and never trailed in the game in large part due to LeBron James' monstrous performance, recording 35 points (13-22 FG, 5-9 3FG, 4-6 FT), five rebounds, nine assists and two steals in 35 minutes. Anthony Davis (16 points, 14 rebounds) and Christian Wood (10 points, 10 rebounds) complimented James' performance with double-doubles, and the Lakers remained undefeated in Group Play. Jerami Grant paced the Blazers with 24 points (8-20 FG, 4-9 3FG, 4-4 FT), four rebounds, three assists and one steal in 40 minutes of play.

Game 4: The Lakers had their biggest win of the season and clinched a spot in the In-Season Tournament Quarterfinals with a perfect 4-0 record thanks to a 131-99 victory over the Utah Jazz. Anthony Davis led the way for L.A., recording his 11th double-double of the season with 26 points (11-14 FG, 4-4 FT) and 16 rebounds. Davis tallied his double-double in the first half (17 PTS, 10 REB), marking the 21st time in his career he has accomplished the feat in the first half. Six other Lakers scored in double figures including D'Angelo Russell (20 PTS), LeBron James (17 PTS), and Austin Reaves (19 PTS). Omer Yurtseven led the way for Utah as he had 18 points (8-11 FG) off the bench. The purple and gold improved to 9-6 on the season and will host the Dallas Mavericks tomorrow night on the second night of a back-to-back.

Game 5 (Quarterfinals): The Lakers took down the Phoenix Suns, 106-103, to advance to the In-Season Tournament Semifinals in Las Vegas. L.A. led by as many 15 points in the first half, but Phoenix came storming back; there were 14 lead changes in game with it all coming down to the final seconds, but the purple and gold squeaked out the victory to remain undefeated in the IST with a perfect 5-0 record. LeBron James recorded a double-double, his sixth of the season, with 31 points (12-25 FG, 2-4 3FG, 5-6 FT) to go along with 11 assists. Anthony Davis tallied his 18th double-double with 27 points (10-26 FG, 7-8 FT) and 15 boards. Austin Reaves added 20 points (7-16 FG, 3-8 3FG), including a clutch 3-pointer with 15.3 seconds remaining to put the Lakers up by four. Kevin Durant led the Suns with 31 points (12-17 FG, 4-7 3FG), but it was not enough for Phoenix as they were knocked out of the IST.

Game 6 (Semifinals): In a highly anticipated semifinals matchup of the NBA's first-ever In-Season Tournament in Las Vegas, the Lakers took down the New Orleans Pelicans, 133-89. The 44-point differential is the largest win of the season for the purple and gold and led by none other than LeBron James, who posted 30 points (9-12 FG, 4-4 3FG, 8-8 FT) to go with five rebounds and eight assists in 23 minutes. Anthony Davis recorded his 19th double-double of the season with 16 points and 15 rebounds and was one of six Lakers players who scored in double figures, including Taurean Prince who recorded 15 points with five 3-pointers made on eight attempts. L.A. outscored New Orleans 43-17 in the third quarter, the most scored and least allowed in the third frame all season by the Lakers, and the Lakers advanced to the In-Season Tournament Championship game.



Game 7 (Finals): The Lakers became the first-ever NBA In-Season Tournament Champions as they took down the Indiana Pacers, 123-109, on Saturday, Dec. 9, at T-Mobile Arena in Las Vegas. Anthony Davis led the way for the purple and gold with a dominant double-double performance of 41 points (16-24 FG, 9-13 FT) and 20 rebounds in 41 minutes. LeBron James, voted after the game as the In-Season Tournament's Most Valuable Player, put up 24 points (10-21 FG, 4-5 FT), grabbed 11 boards and added four assists and two steals in 35 minutes as he and Davis were both named to the NBA's All-Tournament Team after the game. Austin Reaves led the bench unit with a season-high 28 points (9-15 FG, 10-12 FT), and the Lakers took home the In-Season Tournament trophy with a perfect 7-0 record in tournament play. Stats recorded in this game did not count towards regular season or postseason stats.

ABUCK FIFTY: On Sunday, March 24, the Lakers scored 150 points for the first time since Jan. 2, 1987, in a 150-145 victory over the Indiana Pacers. Four Lakers scored 25+ points, a feat that had not been accomplished in the NBA since Feb. 12, 2021, by four members of the Utah Jazz (Jordan Clarkson, Rudy Gobert, Joe Ingles and Donovan Mitchell). Anthony Davis led the purple and gold with 36 points (15-21 FG, 1-2 3FG, 5-5 FT) followed by LeBron James, who dropped 26 points (8-19 FG, 2-4 3FG, 8-8 FT). Spencer Dinwiddie tallied a Lakers season-high 26 points (8-11 FG, 2-3 3FG, 8-9 FT) and Austin Reaves capped off the quartet with 25 points (6-13 FG, 2-5 3FG, 11-12 FT). Those four became the first Lakers quartet to each score 25+ points since Wilt Chamberlain, Keith Erickson, Happy Hairston and Jerry West did so on Jan. 24, 1971. The Lakers' starting five totaled 122 points, the most by any Lakers starting unit this season.

3'LO: D'Angelo Russell became the Lakers' all-time franchise leader for most 3-point field goals in a season on March 22 at Crypto.com Arena. Russell passed Nick Van Exel, whose record of 183 3-pointers had stood strong since the 1994-95 season. Russell tied Van Exel's record with his sixth 3-pointer of the night on March 18 against the Hawks, leading to 27 points (8-14 FG, 6-10 3FG) as the purple and gold secured a 136-105 victory. Russell then sank his 184th 3-pointer of the season the very next game at home against the 76ers, firmly putting his name atop Lakers history. Russell also holds the record for the most made 3-pointers in a season in Brooklyn Nets history when he made 234 3-pointers in the 2018-19 season.

BIRTHDAY EVE PRESENT: On the eve of his 31st birthday, Anthony Davis had a career night to lead the Lakers to a 120-109 victory over the Minnesota Timberwolves on March 10, 2024. Davis recorded 27 points (9-17 FG, 9-13 FT), 25 rebounds, five assists, seven steals and three blocks in 39 minutes. Davis became 1st the first player in NBA history to record 25+ points, 25+ rebounds, 5+ assists, 5+ steals and 3+ blocks in a game. His 25 boards were good for a season high, and his seven steals marked a new career high. Davis had a big night on the offensive glass as well as his 10 offensive rebounds tied a career high and marked a new season high. The 31-year-old grabbed the most boards by a Laker since Dwight Howard recorded 26 rebounds on Jan. 6, 2013, vs. Denver. Lou Williams was the last Laker to record seven steals on Dec. 2, 2015, until Davis did so against the Timberwolves. This was the first game that Davis has scored 25+ points and grabbed 25+ rebounds in his career.



CROSS-HALL RIVALRY FINALE: The Lakers took on the Clippers for the last time in the regular season as co-tenants of Crypto.com Arena on Feb. 28, 2024, giving one of the most memorable matchups in the series' history. The Lakers erased a 21-point fourth quarter deficit that saw LeBron James outscore the Clippers in the final frame, 19-16. James finished with 34 points (13-21 FG, 7-12 3FG, 1-1 FT), eight assists, six rebounds and two blocks in 37 minutes. The Lakers and Clippers have shared an arena in DTLA since 1999, when it was previously known as Staples Center. The Clippers hold an all-time 50-47 record against the Lakers at Crypto.com Arena. These 97 contests were filled with some stellar performances by Laker greats. On Mar. 6, 2000, Shaquille O'Neal celebrated his 28th birthday with a monster performance, dropping 61 points (24-35 FG), grabbing 23 rebounds and dishing out three assists in 45 minutes to lead the Lakers to a 123-103 victory. Kobe Bryant's best game against the Clippers came on Jan. 7, 2006, as he totaled 50 points (17-41 FG, 7-15 3FG, 9-10 FT), eight rebounds, eight assists and one steal in 45 minutes. Bryant's left-handed runner in the paint with 11.4 seconds remaining in the fourth quarter propelled the Lakers to a 112-109 victory. In the 24 seasons that the two teams have played in the same arena, the Lakers have hung six championship banners.

CLICKING ON ALL CYLINDERS: In the 16-game stretch from Jan. 14 through Feb. 14, the Lakers shot up the NBA ranks in several categories with a strong 11-5 record to show for it. The purple and gold led all teams in assists per game with 30.4 and fast break points per game with 20.6. The Lakers ranked second in points per game (123.3), field goal percentage (.509 FG%), steals per game (8.3) and points in the paint per game (58.0). L.A. also ranked fifth in the league in offensive rating at 119.1, sixth in 3-point percentage at .395 3FG% and sixth in blocks per game with 6.0.



SUPER (ALL) STARS: LeBron James and Anthony Davis were both selected to the 2024 NBA All-Star Game in Indianapolis after stellar starts to the season. James set a new NBA record for most All-Star Game appearances with 20 as he was voted captain for the Western Conference and received the most votes out of any player in the West. Through his first 49 games this season, James averaged 24.8 points, 7.8 assists, 7.2 rebounds and 1.3 steals in 34.9 minutes. Davis earned his ninth All-Star honors as he averaged 24.9 points, 12.2 rebounds, 3.8 assists, 2.5 blocks and 1.1 steals in 35.7 minutes in his first 52 games this season. On Sunday, Feb. 18, James totaled eight points (4-10 FG), four rebounds and three assists in 14 All-Star Game minutes and Davis tallied six points (3-5 FG), eight rebounds, eight assists and one block in 22 minutes.

A NEW FACE COMING HOME: The Lakers signed free agent guard and California native Spencer Dinwiddie on Saturday, Feb. 10 to serve as a key playmaker in the second unit. In 514 career NBA games (311 starts) prior to LA across nine-plus seasons with Brooklyn (2022-24, 2016-21), Dallas (2022-23), Washington (2021-22) and Detroit (2014-16), the 30-year-old owned career averages of 13.6 points, 3.1 rebounds and 5.3 assists in 28.0 minutes. An attendee of Los Angeles' William Howard Taft High School, Dinwiddie was named the John R. Wooden California High School Player of the Year in 2011.

A HISTORIC NIGHT: The Lakers took down the New Orleans Pelicans, 139-122, on Friday, Feb. 9, and made history along the way. All five Lakers starters scored at least 20 points for the third time in franchise history, with the last time occurring on Nov. 11, 1984, vs. Portland. The Lakers also became the first team to have all five starters score at least 20 points since 1993, per StatMuse. Los Angeles came out running with one of the best performances in a half in franchise history as they dropped 87 points, the second-most points in any half by the Lakers all-time (franchise record is 91). The purple and gold reached the mark thanks to 51 points in the second quarter, which tied the most points in any quarter in franchise history (also occurred on Mar. 25, 2014, against the New York Knicks). The Lakers shot 67.4 percent (29-43 FG) from the field in the first half and 55 percent (11-20 3FG) from beyond the arc to fuel the historic performance.

AND THE GRAMMY GOES TO...: The Lakers went 4-2 on their annual "Grammy Trip" to close out January and start the month of February. The purple and gold began the stretch with a double-OT thriller against the Golden State Warriors that saw L.A. come out victorious, 145-144. LeBron James set a career high in rebounds as he grabbed 20 boards (previous high was 19 against the Charlotte Bobcats on Jan. 11, 2008) to go along with 36 points. The Lakers' next victory came on Feb. 1 against the Boston Celtics, 114-105. Missing James and Anthony Davis, Austin Reaves put up a season-high 32 points (10-18 FG, 7-10 3FG, 5-7 FT) and five other Lakers scored in double figures to take down their rival on the road. James and Davis both returned to the lineup on Feb. 3 against the New York Knicks, helping L.A. snap the Knicks' nine-game win streak. James dropped 24 points (10-19 FG, 2-5 3FG, 2-2 FT) while Davis grabbed 18 rebounds and swatted four blocks to propel the Lakers to a 113-105 victory in Madison Square Garden. To finish the trip, the Lakers took down the Charlotte Hornets, 124-118, thanks to a historic night from Davis; he recorded 26 points (12-16 FG, 2-2 FT), 15 rebounds, 11 assists and three blocks in 37 minutes, marking his second triple-double of the season and third of his career. Davis became the first Laker ever to record 25+ points, 15+ rebounds, 10+ assists and shoot 75 percent or better from the field in a game.



KOBE STATUE: The Lakers added another statue to Star Plaza on Feb. 8 as Kobe Bryant was immortalized amongst some of the best in franchise history. The Hall-of-Famer spent his entire 20-year career in Los Angeles with the purple and gold, winning five NBA titles (2000, 2001, 2002, 2009, 2010). Bryant was the 2008 NBA Most Valuable Player as he averaged 26.8 points, 5.2 rebounds, 4.9 assists and 1.5 steals in 82 games. He was awarded NBA Finals MVP in 2009 where he averaged 32.4 points, 7.4 rebounds, 5.6 rebounds, 1.4 steals and 1.4 blocks in the series that saw the Lakers take down the Orlando Magic in five games. Bryant was awarded NBA Finals MVP in back-to-back years as he posted averages of 28.6 points, 8.0 rebounds, 3.9 assists and 2.1 steals in 41.3 minutes in the seven-game duel against the Boston Celtics in 2010 that resulted in the Lakers' 16th championship banner. The franchise icon was an 18-time NBA All-Star that racked up 15-time All-NBA Team selections, including 11 First-Team selections, 12-time All-Defensive Team selections, including nine First Team nods, four NBA All-Star Game MVPs, two scoring titles, NBA All-Rookie Team selection and the 1997 NBA Slam Dunk Contest champion. Bryant was the first player in NBA history to have two numbers retired by the same team as his No. 8 and No. 24 were lifted to the rafters of Staples Center on Dec. 18, 2017.

SHOOTERS SHOOT: The Lakers set multiple season highs in their home victory over the Bulls on Thursday, Jan. 25. Los Angeles shot a season-high 60.9 percent from the field (53-87 FG) and a season-high 64.5 percent from 3-point range (20-31 3FG) to fuel the team to a then-season-high 141 points. The purple and gold made 53 field goals on the night, which was the most made by the team in any game this season, and the performance marked the third time in Lakers franchise history that the team reached 20 3-pointers. Los Angeles' best quarter was the second frame, where the team shot a season-high for any quarter - 83.3 percent from the field (15-18 FG). The victory came together with D'Angelo Russell's season-high eight 3-pointers with 29 points (10-18 FG, 8-13 3FG), four assists, one steal and one block. LeBron James followed suit with 25 points (10-19 FG, 3-4 3FG 2-2 FT), four rebounds, 12 assists and two steals, while Anthony Davis secured his 36th double-double of the season with 22 points (10-18 FG, 2-5 FT), 11 rebounds, six assists and one block. Jarred Vanderbilt carried the bench unit and set his Lakers career-high of 17 points (8-11 FG, 1-1 3FG) to go with five rebounds and three steals.

SHARING IS CARING: The Lakers won four of six games stretching from Jan. 7-17 with victories over Dallas, Oklahoma City, Toronto and LA Clippers in large part due to an uptick in assists. In those six games, the purple and gold averaged 30.5 assists, up from their season average at the time of 27.8. The Lakers dished out 30+ assists in five of six games, and LeBron James shared the ball more than anyone during that stretch; he averaged 8.4 assists in five of the six games he played in during that span, including 12 assists on Jan. 9 vs. Toronto. The Lakers' 33 assists on Jan. 17 against the Mavericks served as a catalyst for L.A.'s 32 fastbreak points, the most put up by the team all season at the time

50 DAYS OF CHRISTMAS: The Lakers played on Christmas Day for the 25th straight year and the 50th time overall. They hold a 24-26 record on the holiday, most recently falling to the Boston Celtics, 115-126, in LA. The Lakers' 24 victories are the most all-time by any team on Christmas Day. The Celtics and Lakers met this year on Christmas Day for the first time since 2008 and the third time since 1960 (when the Lakers moved to Los Angeles from Minneapolis). That Boston-Los Angeles game 15 years ago was a rematch of the previous season's NBA Finals, with the Lakers snapping the defending NBA champion Celtics' 19-game winning streak and Phil Jackson recording his 1,000th victory as a head coach.



Lakers Christmas Day Single-Game Highs:

PTS: 47 – Jerry West (at New York in 1963)
REB: 22 – Wilt Chamberlain (vs. Boston in 1970)
AST: 12 – Nick Van Exel (at Phoenix in 1996)

HONORED: LeBron James and Anthony Davis were both named to the 2023 All-Tournament Team for their performances in Group Play and the Knockout Rounds of the inaugural NBA In-Season Tournament. James was voted as the In-Season Tournament Most Valuable Player with averages of 26.4 points, 8.0 rebounds, 7.6 assists and 1.6 steals in 30.7 minutes in seven games. James made more field goals (67) than any other player in the tournament and led the league with a +116 plus/minus. Davis helped guide the purple and gold to an undefeated tournament record, averaging 23.3 points, 14.6 rebounds, 3.7 assists, 1.0 steals and 2.9 blocks in 33.9 minutes. No performance was bigger in the tournament than Davis' 41-point, 20-rebound showing in the IST Finals. L.A. honored James, Davis, and the rest of the team for their accomplishments on Dec. 18 with a unique, add-a-year In-Season Tournament banner and ceremony.



GOAT THINGS: LeBron James had a career performance in the In-Season Tournament Quarterfinals matchup vs. Phoenix on Dec. 5 at Crypto.com Arena. James finished with 31 points, eight rebounds, 11 assists and five steals as the Lakers defeated the Suns, 106-103. Per ESPN Stats & Info, James is the second Lakers player with 30 points, 10 assists, five rebounds and five steals in a game since steals became official in 1973-74, joining Magic Johnson. This was the first time James had 30 points, 10 assists and five steals in a game since 2008 vs. Boston, and it was also the third time he did that in a game in his career. Still going strong at the age of 38, James became the oldest player to record 30 points, 10 assists and five steals in a game in NBA history by more than six years. Allen Iverson is the next oldest player to accomplish the feat at 32 years, 182 days old.

MINUTES ON MINUTES: LeBron James has now logged the most combined regular season and playoffs minutes of any player in NBA history. On Thursday, Nov. 30, the Lakers took on the Oklahoma City Thunder; at the time of the game, James had played more career regular season minutes (54,693) than the entire 18-man Thunder roster combined (53,853).

DEFENDING HOME COURT: The Lakers started the season off strong on their home court, posting a 7-2 record at Crypto.com Arena in the months of October and November with a combined point differential of +61. The purple and gold opened up their season at home with a five-point win against the Phoenix Suns, 100-95, and then hosted two In-Season Tournament Group Play games; they took down the Memphis Grizzlies, 134-107, and dominated the Utah Jazz, 131-99. In eight games in DTLA in October and November, LeBron James averaged 24.9 points per game, including a season-high 37-point performance against the Houston Rockets on Nov. 19. James also recorded his first triple-double of the season on Nov. 15 against Sacramento, totaling 28 points, 10 rebounds and 12 assists. Anthony Davis recorded eight double-doubles in the opening stretch at home, highlighted by a 26-point, 19-rebound performance against Orlando on Oct. 30. The Lakers earned themselves an additional home game in the In-Season Tournament as they clinched West Group A with a perfect 4-0 record.

BATTLE OF LA: The Lakers ended their cold streak against their cross-town rivals LA Clippers with a dramatic overtime victory, 130-125, on Nov. 1. The win marked the purple and gold's first win over the Clippers since July 30, 2020, with 11 consecutive losses coming prior to their most recent matchup on Nov. 1, 2023 at Crypto.com Arena. The Lakers won consecutive games against the Clippers for the first time since 2020 with another victory on Jan. 7, 2024, taking them down in a close finish, 106-103.

LEBRON LATEST

40K: On Saturday, March 2, LeBron James became the first player in NBA history to reach 40,000 career points. He came into the game needing to score nine points to reach the milestone, and he did so with 10:39 remaining in the second quarter with a driving left-handed layup. He finished the game with 26 points (12-20 FG, 2-5 3FG), nine assists, four rebounds and three steals in 37 minutes. James became the NBA's all-time leading scorer last season against the Oklahoma City Thunder on Feb. 7, 2023, at Crypto.com Arena, passing Kareem Abdul-Jabbar (38,387 points).

PLENTY OF TWENTY: LeBron James achieved yet another milestone in his 20th season as he became the NBA's all-time leader in games with 20+ points. James recorded the 1,135th 20-point performance of his career on Oct. 28, 2022, at Minnesota, passing Karl Malone for the most such games in NBA history. James tallied a 37-game streak of 20-point games (11/6/22-2/15/23), good for the third longest streak of his career and longest since he had 38 straight 20-point games from April 15, 2012 through Jan. 8, 2013.

OH3-O MY: In addition to climbing the ranks of 20-point games, LeBron James is also approaching the all-time leaders in 30-point games. James passed Wilt Chamberlain for the second-most 30-point games in NBA history with a 33-point performance on 12/13 vs. Boston. Michael Jordan is now the only player in league history to have more 30-point outings than James.

DAILY DOUBLE DIGITS: LeBron James opened his 21st season in the NBA with two consecutive 21-point performances, ensuring that his double-digit scoring streak would continue.

- With a 26-point performance on his 36th birthday on Dec. 30, 2020, James extended his double-digit scoring streak to 1,000 consecutive games, becoming the first player in league history to reach that mark.
- James' double-digit scoring streak – which began on Jan. 6, 2007 – has far eclipsed Michael Jordan's previous NBA record of 866 consecutive 10-point performances from 1986-2001.
- James has finished with 10+ points in all but eight regular season contests in his career.
- In league history, there have only been seven streaks in which a player has finished in double figures in 500+ consecutive contests.

LEBRON IN THE NBA'S TOP-10 REGULAR SEASON WINS LIST: With a 133-129 in Milwaukee on Dec. 2, Lakers forward LeBron James tallied his 900th career regular season win, ranking seventh on the NBA's all-time victories list. James passed Dirk Nowitzki on Feb. 23, 2023 for sixth place on the list. The Akron, Ohio, native sits 43 wins away from moving past NBA legend for second all-time. The active leader in wins, James is one of seven players in NBA history to achieve the 900 career wins milestone.

NBA'S ALL-TIME REGULAR SEASON FIELD GOALS MADE LIST		
RANK	PLAYER	POINTS
1	Kareem Abdul-Jabbar	15,837
2	LEBRON JAMES	14,751
3	Karl Malone	13,528

NBA'S ALL-TIME REGULAR SEASON ASSISTS LIST		
RANK	PLAYER	POINTS
1	John Stockton	15,806
2	Jason Kidd	12,091
3	Chris Paul	11,829
4	LEBRON JAMES	10,933

NBA'S ALL-TIME REGULAR SEASON STEALS LIST		
RANK	PLAYER	POINTS
7	Scottie Pippen	2,307
8	LEBRON JAMES	2,262
9	Clyde Drexler	2,207

NBA'S ALL-TIME REGULAR SEASON LEADING SCORERS		
RANK	PLAYER	POINTS
1	LEBRON JAMES	40,248
2	Kareem Abdul-Jabbar	38,387
3	Karl Malone	36,928

MOST 20-POINT GAMES IN NBA HISTORY		
RANK	PLAYER	GAMES
1	LEBRON JAMES	1,230
2	Karl Malone	1,134
3	Kareem Abdul-Jabbar	1,122

MOST 30-POINT GAMES IN NBA HISTORY		
RANK	PLAYER	GAMES
1	Michael Jordan	562
2	LEBRON JAMES	550
3	Wilt Chamberlain	515

NBA'S DOUBLE-DIGIT SCORING STREAKS OF 500+ GAMES				
	PLAYER	FIRST	LAST	GAMES
1	LEBRON JAMES	1/6/07	3/27/24	1,214
2	Michael Jordan	3/25/86	12/26/01	866
3	Kareem Abdul-Jabbar	12/4/77	12/2/87	787
4	Karl Malone	12/18/91	3/26/99	575
5	Kevin Durant	3/14/09	2/27/17	562

NBA'S ALL-TIME REGULAR SEASON WINS LIST		
RANK	PLAYER (Years Active)	WINS
3	Tim Duncan (1997-2016)	1,001
4	LEBRON JAMES (2003-pres.)	959
5	John Stockton (1984-2003)	953
6	Karl Malone (1985-2004)	952

NBA'S ALL-TIME REGULAR SEASON MINUTES PLAYED LIST		
RANK	PLAYER	POINTS
1	Kareem Abdul-Jabbar	57,446
2	LEBRON JAMES	56,310
3	Karl Malone	54,852

NBA'S ALL-TIME REGULAR SEASON GAMES STARTED LIST		
RANK	PLAYER	POINTS
1	LEBRON JAMES	1,482
2	Kareem Abdul-Jabbar	1,476
3	Karl Malone	1,471

NBA'S ALL-TIME REGULAR SEASON 3-POINTERS LIST		
RANK	PLAYER	POINTS
6	Kyle Korver	2,450
7	Klay Thompson	2,445
8	LEBRON JAMES	2,395

REGULAR SEASON CUMULATIVE STATISTICS

Through March 27 (41-32)

LOS ANGELES LAKERS

2023-24 REGULAR SEASON STATISTICS

PLAYER	G	GS	MIN	-FIELD GOALS-			-3-POINT FG--			-FREE THROWS-			--REBOUNDS--			AST	PF	DQ	STL	TO	BLK	PTS	AVG
				FG	FGA	PCT	FG	FGA	PCT	FT	FTA	PCT	OFF	DEF	TOT								
James	63	63	2217	599	1130	.530	134	331	.405	264	353	.748	52	406	458	513	73	0	76	210	36	1596	25.3
Davis	68	68	2438	642	1161	.553	26	90	.289	370	454	.815	214	646	860	246	160	1	81	137	164	1680	24.7
Russell	67	60	2168	440	951	.463	197	463	.425	145	176	.824	28	176	204	428	140	0	58	137	32	1222	18.2
Reaves	73	48	2341	408	834	.489	137	367	.373	220	255	.863	49	262	311	411	132	1	59	155	19	1173	16.1
Hachimura	59	30	1546	304	570	.533	82	194	.423	84	115	.730	46	193	239	64	88	0	36	41	20	774	13.1
Dinwiddie (TOT)	67	51	1950	234	598	.391	111	335	.331	152	191	.796	28	158	186	341	123	0	46	81	18	731	10.9
Dinwiddie (LAL)	19	3	476	39	99	.394	22	57	.386	27	31	.871	2	26	28	53	37	0	8	19	9	127	6.7
Prince	69	49	1929	230	519	.443	129	330	.391	46	64	.719	16	187	203	109	139	0	52	62	33	635	9.2
Wood	50	1	872	123	264	.466	35	114	.307	66	94	.702	39	215	254	49	72	0	16	50	33	347	6.9
Reddish	44	26	945	89	226	.394	36	108	.333	41	54	.759	23	70	93	47	61	0	47	31	12	255	5.8
Vincent	5	0	127	12	32	.375	2	17	.118	1	2	.500	2	3	5	15	12	0	6	2	0	27	5.4
Vanderbilt	29	6	581	59	114	.518	8	27	.296	24	36	.667	41	97	138	36	43	0	36	28	5	150	5.2
Christie	59	7	904	96	221	.434	40	109	.367	34	44	.773	13	120	133	55	56	0	17	35	16	266	4.5
Mays (TOT)	35	5	428	63	158	.399	16	54	.296	13	17	.765	10	33	43	84	26	0	20	20	4	155	4.4
Mays (LAL)	14	0	71	10	20	.500	2	5	.400	0	0	---	1	5	6	9	6	0	6	2	1	22	1.6
Hayes	62	4	748	105	149	.705	0	8	.000	45	72	.625	58	120	178	26	107	1	27	35	24	255	4.1
Giles III (TOT)	22	0	98	23	50	.460	3	14	.214	7	13	.538	12	16	28	6	15	0	2	6	3	56	2.5
Giles III (LAL)	6	0	17	1	6	.167	0	3	.000	0	0	---	0	2	2	0	0	0	1	0	0	2	0.3
Castleton	8	0	37	7	10	.700	0	0	---	4	4	1.000	4	5	9	3	7	0	0	1	0	18	2.3
Hodge	7	0	41	5	15	.333	3	12	.250	1	2	.500	0	0	0	5	4	0	1	1	1	14	2.0
Hood-Schifino	21	0	109	10	45	.222	2	15	.133	12	20	.600	2	11	13	8	13	0	3	9	2	34	1.6
Windler	8	0	28	4	9	.444	4	8	.500	0	0	---	0	3	3	6	2	0	0	0	0	12	1.5
Fudge	4	0	14	1	6	.167	0	2	.000	2	2	1.000	2	0	2	0	1	0	0	1	0	4	1.0
Lewis	26	0	83	3	13	.231	1	4	.250	0	0	---	1	2	3	5	4	0	2	7	0	7	0.3
LAKERS	73		-17707	3187	6394	.498	860	2264	.380	1386	1778	.780	593	2549	3142	2088	1157	3	532	1001	407	8620	118.1
OPPONENTS	73		-17707	3253	6878	.4731	1036	2777	.373	1058	1327	.797	813	2427	3240	2084	1455	15	583	958	350	8600	117.8

PLAYER	-- SINGLE-GAME HIGHS --								----- AVERAGE PER GAME -----				----- CAREER HIGHS (C=SET, T=TIED THIS SEASON) -----									
	MIN	REB	AST	ST	TO	BL	PTS		MIN	REB	AST	STL	TO	BLK	PTS	FG	FGA	FT	FTA	REB	AST	PTS
James	48	20	14	5	8	3	40		35.2	7.3	8.1	1.21	3.3	0.57	25.3	23	36	24	28	20C	19	61
Davis	52	25	11	7	6	7	41		35.9	12.6	3.6	1.19	2.0	2.41	24.7	24	35	26	27	26	11C	59
Russell	50	9	17	5	5	3	44		32.4	3.0	6.4	0.87	2.0	0.48	18.2	19	37	11	13	11	17C	52
Reaves	48	14	14	3	5	2	32		32.1	4.3	5.6	0.81	2.1	0.26	16.1	10C	20C	16	18	16	14C	35
Hachimura	39	14	4	4	5	2	36		26.2	4.1	1.1	0.61	0.7	0.34	13.1	13T	25	7	9	14C	6	36C
Dinwiddie (TOT)	42	9	14	4	4	2	29		29.1	2.8	5.1	0.69	1.2	0.27	10.9	14	31	14	17	12	16	41
Dinwiddie (LAL)	42	7	7	2	4	2	26		25.1	1.5	2.8	0.42	1.0	0.47	6.7							
Prince	41	8	6	3	3	2	20		28.0	2.9	1.6	0.75	0.9	0.48	9.2	13	26	10	10	14	8	38
Wood	30	11	4	2	3	3	17		17.4	5.1	1.0	0.32	1.0	0.66	6.9	14	24	12	14	21	8	39
Reddish	39	7	7	5	5	3	18		21.5	2.1	1.1	1.07	0.7	0.27	5.8	11	23	8	10	8	8	34
Vincent	35	3	6	3	2	0	9		25.5	1.0	3.0	1.20	0.4	0.00	5.4	11	20	6	7	8	10	28
Vanderbilt	41	9	5	4	3	1	17		20.0	4.8	1.2	1.24	1.0	0.17	5.2	10	14	7	10	19	8	21
Christie	33	8	6	2	2	2	14		15.3	2.3	0.9	0.29	0.6	0.27	4.5	6	12C	5C	6C	9	6C	14T
Mays (TOT)	37	5	12	2	3	2	18		12.2	1.2	2.4	0.57	0.6	0.11	4.4	9	17	5	5	11	12T	24
Mays (LAL)	16	1	2	2	1	1	12		5.1	0.4	0.6	0.43	0.1	0.07	1.6							
Hayes	34	12	3	4	3	3	16		12.1	2.9	0.4	0.44	0.6	0.39	4.1	10	16	8	12	12T	4	23
Giles III (TOT)	15	6	2	1	1	1	11		4.5	1.3	0.3	0.09	0.3	0.14	2.5	10	17	5	9	12	6	23
Giles III (LAL)	5	1	0	1	0	0	2		2.8	0.3	0.0	0.17	0.0	0.00	0.3							
Castleton	14	3	2	0	1	0	6		4.7	1.1	0.4	0.00	0.1	0.00	2.3	3C	3C	2C	2C	3C	2C	6C
Hodge	10	0	3	1	1	1	5		5.9	0.0	0.7	0.14	0.1	0.14	2.0	2C	3C	1C	2C	0	3C	5C
Hood-Schifino	19	4	2	1	1	1	10		5.2	0.6	0.4	0.14	0.4	0.10	1.6	3C	6C	3C	6C	4C	2C	10C
Windler	8	1	1	0	0	0	6		3.5	0.4	0.8	0.00	0.0	0.00	1.5	5	10	4	4	10	4	15
Fudge	4	1	0	0	1	0	2		3.6	0.5	0.0	0.00	0.3	0.00	1.0	1C	3C	2C	2C	1C	0	2C
Lewis	8	1	2	2	2	0	3		3.2	0.1	0.2	0.08	0.3	0.00	0.3	1C	4C	0	0	1C	2C	3C
LAKERS	293	69	41	14	23	11	150		242.6	43.0	28.6	7.29	13.7	5.58	118.1	69	138	52	69	91	51	162
OPPONENTS	293	61	39	20	24	12	145		242.6	44.4	28.5	7.99	13.1	4.79	117.8	72	153	56	67	105	48	173

2023-24 TEAM LEADERS

	DOUBLE-FIGURE POINTS				DOUBLE-FIGURES		DOUBLE-	TRIPLE-	TEAM LEADER (tied for team lead)					
	10-19	20-29	30-39	40+	10+ REB	10+ AST	DOUBLES	DOUBLES	PTS	REB	AST	STL	BLK	MIN
Christie	6		1							1 (1)		5 (5)	5 (4)	1
Davis	14	33	15	3	57	2	57	1	29 (1)	58(5)	4 (1)	25 (11)	56(16)	32
Dinwiddie	4	1										3 (2)	2	
Hachimura	27	8	1		2		2		3	1 (1)		7 (2)	5 (4)	1
Hayes	7				2		1		3			6 (4)	7 (6)	
Hood-Schifino	1												1 (1)	
James	12	34	15	2	11	14	21	4	28 (2)	10 (4)	39 (4)	17 (8)	10 (9)	13
Lewis												1		
Mays	1											1 (1)	1 (1)	
Prince	31	1										7 (4)	9 (7)	5
Reaves	44	18	1		4	6	8	1	3	6 (2)	14 (4)	8 (6)	3 (2)	2
Reddish	9											10 (6)	3 (2)	
Russell	30	22	4	1		9	8		16 (2)	1 (1)	22 (3)	14 (10)	5 (4)	18
Vanderbilt	6									1		9 (5)	2 (2)	
Vincent												1 (1)		
Wood	15				5		2			2 (1)		2 (2)	8 (5)	

LOS ANGELES LAKERS | 17-time World Champions

14	COLIN CASTLETON (Two-Way Contract)										C • 6-11 • 231 • FLORIDA • 5/25/00 • 1ST SEASON									
LAST FIVE GAMES	DATE	OPPONENT	W/L	MIN	FG	FGA	3FG	3FGA	FT	FTA	OR	DR	TOT	A	PF	ST	TO	BS	+/-	PTS
	3/18	vs. Atlanta	W	Inactive	-	-	-	-	-	-	-	-	-	-	-	-	-	-	-	-
	3/22	vs. Philadelphia	W	Inactive	-	-	-	-	-	-	-	-	-	-	-	-	-	-	-	-
	3/24	vs. Indiana	W	Inactive	-	-	-	-	-	-	-	-	-	-	-	-	-	-	-	-
	3/26	at Milwaukee	W	Inactive	-	-	-	-	-	-	-	-	-	-	-	-	-	-	-	-
	3/27	at Memphis	W	01:19	0	0	0	0	0	0	0	0	0	0	0	0	0	0	-2	0

2023-24
 Has appeared in eight games, averaging 2.3 points and 1.1 rebounds in 4.7 minutes ... Made his NBA debut on 11/4 at ORL ... Scored a career-high 6 points on 3-3 field goal shooting on 12/15 at SAS ... Missed 12 games with a right wrist fracture (2/29-3/26) ... DNP-CD seven times (10/26, 10/30-11/1, 11/6, 12/13, 2/22) ... Missed 43 games (10/24, 10/29, 11/10-11/29, 12/2, 12/12, 12/18-1/11, 1/15-1/19, 1/23-2/9, 2/25-2/28) due to G League Two-Way ... Inactive three times (12/5-12/7, 2/22)

GAMES ACTIVE

15

(50 MAX)

CAREER HIGHS
 PTS6 at SAS (12/15)
 FG3 at SAS (12/15)
 3FGN/A
 FT 2, twice, last vs. POR (1/21)
 OR2 at HOU (11/8)
 DR2 at OKC (11/30)
 TOT 3 at OKC (11/30)
 AST2 at HOU (11/8)
 STLN/A
 BLKN/A
 MIN 14 at HOU (11/8)

CAREER:

- Signed a two-way contract with the Lakers on July 3, 2023
- Appeared in 122 collegiate games across five seasons with Florida (2020-23) and Michigan (2018-20)
- Averaged 10.4 points, 5.6 rebounds, 1.2 assists and 1.7 blocks in college

10	MAX CHRISTIE										G • 6-5 • 190 • MICHIGAN STATE • 2/10/03 • 2ND SEASON									
LAST FIVE GAMES	DATE	OPPONENT	W/L	MIN	FG	FGA	3FG	3FGA	FT	FTA	OR	DR	TOT	A	PF	ST	TO	BS	+/-	PTS
	3/18	vs. Atlanta	W	22:17	4	9	2	4	1	2	1	2	3	1	1	0	0	0	6	11
	3/22	vs. Philadelphia	W	16:10	0	0	0	0	0	0	0	2	2	0	1	0	1	0	9	0
	3/24	vs. Indiana	W	08:41	1	1	1	1	0	0	0	2	2	1	0	0	0	0	0	3
	3/26	at Milwaukee	W	07:25	1	2	0	1	0	0	0	1	1	0	0	0	0	0	6	2
	3/27	at Memphis	W	06:52	1	1	0	0	0	0	0	0	0	0	0	0	0	0	3	2

2023-24
 Has appeared in 59 games (seven starts), averaging 4.5 points and 2.3 rebounds in 15.3 minutes ... Scored in double figures six times ... Led the team in rebounding once, steals five times and blocks five times ... Tied his career high with 14 points twice this season, including a performance of 5-12 FG and 2-2 FT to go with five rebounds on 1/3 vs. MIA ... Tallied a career-high six assists on 2/22 at GSW ... Had a career-high two blocks on 12/28 vs. CHA ... DNP-CD 11 times (10/26-10/30, 11/10, 11/19, 12/18, 12/21-12/25, 12/30, 3/2) ... Missed three games due to a right ankle sprain (2/9-2/14)

2023-24 HIGHS
 14, twice, last vs. PHX (1/11)PTS...14, 3 times, last vs. PHX (1/11/24)
 5, twice, last vs. MIA (1/3) FG 6 at DEN (1/9/23)
 3 vs. HOU (12/2) 3FG3 vs. HOU (12/2/23)
 5, twice, last vs. PHX (1/11)..... FT 5 at DET (11/29/23)
 2, twice, last at GSW (2/22)OR.....2, 4 times, last vs. LAC (1/7/24)
 7, 4 times, last vs. PHX (1/11)..... DR 9 vs. BKN (11/13/22)
 8 at HOU (11/8) TOT 9 vs. BKN (11/13/22)
 6 at GSW (2/22)..... AST 6 at GSW (2/22/24)
 2, twice, last at NOP (12/31) STL ...2, 4 times, last at NOP (12/31/23)
 2, 3 times, last at NYK (2/3)BLK 2, 3 times, last at NYK (2/3/24)
 33 at CLE (11/25) MIN 33 at CLE (11/25/23)

CAREER HIGHS

CAREER:

- Named to the NBA 2K24 All-Summer League Second Team
- Drafted by the Lakers with the 35th overall pick in the 2022 NBA Draft
- In his one year at Michigan State, he appeared in 35 games (35 starts), averaging 9.3 points, 3.5 rebounds and 1.5 assists
- Big Ten All-Freshman honoree (2022)

3

ANTHONY DAVIS

F • 6-10 • 253 • KENTUCKY • 3/11/93 • 12TH SEASON

	DATE	OPPONENT	W/L	MIN	FG	FGA	3FG	3FGA	FT	FTA	OR	DR	TOT	A	PF	ST	TO	BS	+/-	PTS
LAST FIVE GAMES	3/18	vs. Atlanta	W	31:13	10	14	1	2	1	2	1	14	15	6	2	2	2	1	28	22
	3/22	vs. Philadelphia	W	39:40	10	16	1	2	2	4	7	12	19	4	4	0	3	4	4	23
	3/24	vs. Indiana	W	40:01	15	21	1	2	5	5	3	13	16	3	4	2	2	1	11	36
	3/26	at Milwaukee	W	51:52	12	31	3	8	7	7	7	16	23	2	1	2	4	4	2	34
	3/27	at Memphis	W	Inactive - left knee hyperextension																

2023-24

Has appeared in 68 games (68 starts), averaging 24.7 points, 12.6 rebounds, 3.6 assists, 1.2 steals and 2.4 blocks in 35.9 minutes ... Led the team in scoring 29 times, rebounds 58 times, assists four times, steals 25 times and blocks 56 times ... Scored in double figures 65 times, including 51 games with 20+ points, 18 games with 30+ points and three games with 40+ points ... Tallied 56 double-doubles, including two triple-doubles ... Recorded double-digit rebounds 56 times, including two games with 20+ rebounds ... Had double-digit assists twice ... Tallied 27 points, a season-high 25 rebounds, including a career-high-tying 10 offensive rebounds, five assists, a career-high seven steals and three blocks on 3/10 vs. MIN ... Dropped a season-high 41 points (13-17 FG, 2-2 3FG, 13-14 FT) to go with 11 rebounds, six assists and one block in 40 minutes in a home victory vs. TOR (1/9) ... Scored a then-season-high 40 points (15-26 FG, 2-4 3FG, 8-10 FT) to go with 13 rebounds, four assists and one block on Christmas Day vs. Boston ... Had 37 points (15-21 FG, 1-2 3FG, 6-10 FT) to go with 11 rebounds and two blocks in 37 minutes at Dallas on 12/12 ... Tied his then-season-high the next day (12/13) at San Antonio with 37 points on 13-23 field goal shooting, including 2-3 from 3-point range and 9-12 from the line ... Named NBA Western Conference Player of the Week on March 25 ... Missed two games due to left adductor/hip spasm (11/8, 12/15), two games due to bilateral Achilles tendinopathy & left hip spasm (1/30-2/1) and one game due to left knee hyperextension



2023-24 HIGHS

41 vs. TOR (1/9)	PTS	59 at DET (2/21/16)
15, twice, last vs. BOS (12/25)	FG	24 at DET (2/21/16)
3, twice, last at MIL (3/26)	3FG	4, 12 times, last at MEM (1/5/21)
13 vs. TOR (1/9)	FT	26 vs. MEM (10/29/19)
10 vs. MIN (3/10)	OR	10, twice, last vs. MIN (3/10/24)
17 vs. ORL (10/30)	DR	21 at BKN (1/2/19)
25 vs. MIN (3/10)	TOT	26 at BKN (1/2/19)
11* at CHA (2/5)	AST	11 at UTA (1/13/24)
7 vs. MIN (3/10)	STL	7 vs. MIN (3/10/24)
7 at ORL (11/4)	BLK	10 vs. UTA (3/11/18)
52 at MIL (11/1)	MIN	52 at MIL (3/26/24)

CAREER HIGHS

CAREER:

- Signed a contract extension with Los Angeles on Aug. 6, 2023
- One-time NBA Champion (2020)
- Four-time All-NBA First Team selection and nine-time NBA All-Star
- Four-time All-Defensive Team selection (two First Team honors)
- Named to the NBA's 75th Anniversary Team
- Three-time NBA blocks leader
- Named to NBA In-Season All-Tournament Team
- Appeared in 40 games (40 starts) in one season at the University of Kentucky, averaging 14.2 points, 10.4 rebounds, 1.3 assists, 1.4 steals and 4.7 blocks, earning NCAA Tournament Most Outstanding Player honors as well as AP Player of the Year

26

SPENCER DINWIDDIE

G • 6-5 • 215 • COLORADO • 4/6/93 • 10TH SEASON

	DATE	OPPONENT	W/L	MIN	FG	FGA	3FG	3FGA	FT	FTA	OR	DR	TOT	A	PF	ST	TO	BS	+/-	PTS
LAST FIVE GAMES	3/18	vs. Atlanta	W	21:17	1	4	1	2	0	0	0	1	1	3	0	0	1	0	23	3
	3/22	vs. Philadelphia	W	23:50	3	8	3	6	2	2	0	0	0	2	1	0	0	1	8	11
	3/24	vs. Indiana	W	35:17	8	11	2	3	8	9	0	2	2	5	4	1	3	2	0	26
	3/26	at Milwaukee	W	42:14	1	8	1	5	4	4	0	2	2	4	4	0	1	1	8	7
	3/27	at Memphis	W	25:22	4	7	3	4	3	3	1	6	7	1	2	1	2	1	-11	14

2023-24

(Los Angeles) Appeared in 19 games (three starts), averaging 6.7 points, 1.5 rebounds and 2.8 assists in 25.1 minutes ... Led the team in steals three times ... Led team in blocks twice ... Scored in double figures five times, including one game with 20+ points ... Scored a Lakers season-high 26 points on 8-11 FG shooting to go with two rebounds, five assists, one steal and two blocks in a home win vs. IND on 3/24 ... (Brooklyn Nets): Appeared in 48 games (all starts), posting averages of 12.6 points, 3.3 rebounds and 6.0 assists in 30.7 minutes ... Scored a season-high 29 points with 10 made field goals on 11/14 vs. ORL ... Inactive twice (11/1, 12/27)

CAREER:

- In 514 career NBA games (311 starts) prior to LA across nine-plus seasons with Brooklyn (2022-24, 2016-21), Dallas (2022-23), Washington (2021-22) and Detroit (2014-16), the 30-year-old owned career averages of 13.6 points, 3.1 rebounds and 5.3 assists in 28.0 minutes
- Has competed in 28 career NBA Playoff contests (seven starts) with the Nets (2023, 2019), Mavericks (2022) and Pistons (2016), averaging 14.1 points, 2.5 rebounds and 3.6 assists in 28.3 minutes while shooting 42.5 percent from the field, 40.6 percent from 3-point range and 77.7 percent from the foul line
- Originally selected with the 38th overall pick in the 2014 NBA Draft by the Detroit Pistons following three collegiate seasons (2011-14) at the University of Colorado
- A graduate of Los Angeles' William Howard Taft High School, Dinwiddie was named the John R. Wooden California High School Player of the Year in 2011

2023-24 HIGHS

29 vs. ORL (11/14)	PTS	41 vs. SAS (12/19/19)
10 vs. ORL (11/14)	FG	14 vs. SAS (12/19/19)
6 at DAL (10/27)	3FG	7, twice, last at WAS (11/10/22)
10 vs. TOR (11/28)	FT	14, twice, last vs. CHI (3/8/20)
3 at OKC (12/31)	OR	5 at PHI (2/2/22)
8 vs. TOR (11/28)	DR	10 at ORL (11/13/21)
9 vs. TOR (11/28)	TOT	12 at PHI (2/2/22)
14 at GSW (12/16)	AST	16, twice, at DET (4/5/23)
4, twice, last vs. WAS (12/8)	STL	4, 4 times, last vs. WAS (12/8/23)
2, three times, last vs. IND (3/24) ..	BLK	3, twice, last at CLE (11/25/29)
42, twice, last at MIL (3/26)	MIN	51 at LAL (1/12/23)

20				HARRY GILES III (Two-Way Contract)										F/C • 6-10 • 240 • DUKE • 4/22/98 • 4TH SEASON									
LAST FIVE GAMES	DATE	OPPONENT	W/L	MIN	FG	FGA	3FG	3FGA	FT	FTA	OR	DR	TOT	A	PF	ST	TO	BS	+/-	PTS			
	3/18	vs. Atlanta	W	05:05	1	1	0	0	0	0	0	1	1	0	0	0	0	0	-3	2			
	3/22	vs. Philadelphia	W	DNP - CD																			
	3/24	vs. Indiana	W	DNP - CD																			
	3/26	at Milwaukee	W	DNP - CD																			
	3/27	at Memphis	W	05:08	0	3	0	2	0	0	0	0	0	0	0	1	0	0	-12	0			

2023-24

(Los Angeles) Has appeared in six games, averaging 2.8 minutes ... Led team in steals once ... DNP-CD five times (3/8, 3/16, 3/22-3/26) ... (Brooklyn Nets): Appeared in 16 games this season for Brooklyn, averaging 3.4 points and 1.6 rebounds in 5.1 minutes per game

CAREER:

- Signed a Two-Way contract with the Lakers on March 2, 2024
- Selected 20th overall by Portland in the 2017 NBA Draft before being traded to Sacramento on draft night; signed as a free agent with Brooklyn on 9/6/23
- Over three seasons with the Kings (2018-20) and Trail Blazers (2020-21), averaged 5.9 points, 3.8 rebounds and 1.2 assists in 12.9 minutes over 142 contests (17 starts)
- Appeared in the postseason with Portland during a 2021 first round matchup against Denver
- A Winston-Salem, N.C., native, spent one season (2016-17) at Duke University where he appeared in 26 games (six starts) and helped lead the Blue Devils to an ACC Tournament Championship

2023-24 HIGHS

2023-24 HIGHS	CAREER HIGHS
11 at DEN (12/14)	PTS..... 23 at SAC (8/2/20)
4, twice, last at DEN (12/14)	FG..... 10 vs. ATL (1/30/19)
1, 3 times, last at PHI (2/3)	3FG..... 3 vs. OKC (4/3/21)
3 at DEN (12/14)	FT5, 5 times, last at ORL (8/2/20)
3 at DEN (12/14)	OR5 at PHI (2/4/21)
3 at DEN (12/14)	DR..... 11 at LAC (2/22/20)
6 at DEN (12/14)	TOT.....12, twice, last at LAC (2/22/20)
2 at PHI (2/3)	AST..... 6, twice, last at CHI (1/24/20)
1 at DEN (12/14)	STL..... 4 vs. UTA (11/25/18)
1, 3 times, last at NOP (1/2)	BLK.....3, twice, last vs. CHI (3/17/19)
15 at DEN (12/14)	MIN.....32 at LAC (2/22/20)

28		RUI HACHIMURA										F • 6-8 • 230 • GONZAGA • 2/8/98 • 5TH SEASON									
LAST FIVE GAMES	DATE	OPPONENT	W/L	MIN	FG	FGA	3FG	3FGA	FT	FTA	OR	DR	TOT	A	PF	ST	TO	BS	+/-	PTS	
	3/18	vs. Atlanta	W	25:55	7	10	1	2	2	2	0	3	3	1	3	0	0	0	21	17	
	3/22	vs. Philadelphia	W	24:25	4	10	1	3	5	6	1	6	7	1	3	0	1	0	-6	14	
	3/24	vs. Indiana	W	30:23	4	8	1	4	0	0	0	5	5	1	1	0	0	1	6	9	
	3/26	at Milwaukee	W	38:40	7	14	0	2	2	2	4	10	14	1	2	0	1	0	-6	16	
	3/27	at Memphis	W	35:37	11	14	7	8	3	4	0	10	10	1	1	0	0	2	35	32	

2023-24

Has appeared in 59 games (30 starts), averaging 13.1 points, 4.1 rebounds and 1.1 assists in 26.2 minutes ... Scored in double figures 37 times, including 10 games with 20+ points and two game with 30+ points ... Led the team in scoring three times, rebounds once, steals seven times and blocks five times ... Recorded two double-doubles ... Tallied 10+ rebounds in two games ... Dropped a career-high 36 points (13-19 FG, 6-8 3FG, 4-5 FT) to go with two rebounds, one assist and one block in 34 minutes at Utah on 2/14 ... Had a career-high four steals on 11/10 at PHX ... Missed one game to due a left eye contusion (10/30), three games due to concussion protocol (11/1-11/6), four games due to a nasal fracture (11/25-11/30) and five games due to a left calf strain (1/3-1/11) ... DNP-CD once (12/2)

CAREER:

- Re-signed with the Lakers on July 6, 2023
- Originally acquired by Los Angeles on Jan. 23, 2023 via trade from Washington in exchange for Kendrick Nunn and three second-round picks
- Has appeared in 269 career games (157 starts) with Los Angeles and Washington
- Named 2019 West Coast Conference Player of the Year at Gonzaga, averaging 19.7 points and 6.5 rebounds during his junior season

2023-24 HIGHS

2023-24 HIGHS	CAREER HIGHS
36 at UTA (2/14)	PTS..... 36 at UTA (2/14/24)
13, twice, last vs. SAC (3/6)	FG..... 13, 4 times, last vs. UTA (3/6/24)
7 at MEM (3/27)	3FG..... 7 at MEM (3/26/24)
6, twice, last at HOU (1/29)	FT ...7, 4 times, last vs. PHX (12/28/22)
4 at MIL (3/26)	OR4, 8 times, last at MIL (3/26/24)
10, twice, last at MEM (3/27)	DR.....11 vs. MIL (3/13/21)
14 at MIL (3/26)	TOT..... 14 at MIL (3/26/24)
4 at SAS (12/15)	AST..... 6 vs. IND (8/3/20)
4 at PHX (11/10)	STL..... 4 at PHX (11/10/23)
2, three times, last at MEM (3/27) ..	BLK..... 3, twice, last at HOU (4/2/23)
39 at MIL (3/26)	MIN.....46 vs. MIL (2/24/20)

11

JAXSON HAYES

C • 7-0 • 217 • TEXAS • 5/23/00 • 5TH SEASON

	DATE	OPPONENT	W/L	MIN	FG	FGA	3FG	3FGA	FT	FTA	OR	DR	TOT	A	PF	ST	TO	BS	+/-	PTS
LAST FIVE GAMES	3/18	vs. Atlanta	W	16:47	3	4	0	0	1	2	1	2	3	0	2	0	0	1	3	7
	3/22	vs. Philadelphia	W	08:20	1	1	0	0	3	4	1	4	5	1	0	0	0	0	3	5
	3/24	vs. Indiana	W	07:59	1	3	0	0	2	2	3	1	4	0	0	0	0	0	-6	4
	3/26	at Milwaukee	W	16:56	1	1	0	0	0	1	1	3	4	0	3	0	3	0	-5	2
	3/27	at Memphis	W	30:30	6	7	0	0	2	2	1	6	7	1	5	1	1	1	6	14

2023-24
Has appeared in 62 games (four starts), averaging 4.1 points and 2.9 rebounds in 12.1 minutes ... Scored in double figures seven times ... Recorded one double-double ... Posted 10+ rebounds twice ... Led the team in rebounds three times, steals six times and blocks seven times ... Missed two games due to a left ankle sprain (11/6-11/8) and one game due to left elbow soreness (11/30) ... DNP-CD eight times (12/30, 1/5-1/9, 1/13-1/15, 1/25-1/27)

2023-24 HIGHS
16 at BOS (2/1).....PTS..... 23, twice, last at SAC (4/5/22)
6, twice, last at MEM (3/27)FG.....10 at SAC (4/5/22)
N/A3FG.....3, 3 times, last at SAS (3/18/22)
4, 3 times, last vs. MIL (3/8).....FT 8 vs. LAC (1/18/20)
6 at BOS (2/1)OR 7 at LAC (4/3/22)
10 vs. GSW (3/16)DR.....10 vs. GSW (3/16/24)
12 vs. GSW (3/16)TOT 12, 4 times, last vs. GSW (3/16/24)
3 at NYK (2/3)AST.. 4, 3 times, last at OKC (12/23/22)
4 at ATL (1/30)STL..... 4, twice, last at ATL (1/30/24)
3 vs. MEM (11/14)BLK6 at CHA (5/9/21)
34 at BOS (2/1)MIN..... 38, twice, last at NOP (3/21/22)

CAREER:
• Signed with the Lakers on July 6, 2022
• Drafted by the Atlanta Hawks with the 8th overall pick in the 2019 NBA Draft and traded to the Pelicans on July 6, 2019
• Appeared in 242 career games (47 starts) across four seasons with the New Orleans Pelicans
• Averaged 10.0 points, 5.0 rebounds and 2.2 blocks in 32 games (all starts) at the University of Texas, earning All-Big 12 Team honors, Big 12 All-Defense Team, Big 12 All-Freshman Team and Big 12 Rookie of the Year

0

JALEN HOOD-SCHIFINO

G • 6-6 • 215 • INDIANA • 6/19/03 • 1ST SEASON

	DATE	OPPONENT	W/L	MIN	FG	FGA	3FG	3FGA	FT	FTA	OR	DR	TOT	A	PF	ST	TO	BS	+/-	PTS
LAST FIVE GAMES	3/18	vs. Atlanta	W	Inactive - G League Assignment																
	3/22	vs. Philadelphia	W	Inactive - lumbar disc surgery																
	3/24	vs. Indiana	W	Inactive - lumbar disc surgery																
	3/26	at Milwaukee	W	Inactive - lumbar disc surgery																
	3/27	at Memphis	W	Inactive - lumbar disc surgery																

2023-24
Has appeared in 21 games, averaging 1.6 points in 5.2 minutes ... Made his season debut on 11/27 at PHI ... Scored in double figures once ... Led the team in blocks once ... Missed 13 games (10/24-11/17) due to a right patella contusion, six games due to low back spasm (12/12-12/21) and four games due to lumbar disc surgery (3/22-3/27) ... DND (right patella contusion) two times (11/19-11/21) ... Missed nine games due to G League Assignment (1/15-1/17, 2/14, 2/25-3/2, 3/13-3/18) ... DNP-CD 17 times (11/22-11/25, 12/5, 12/23-12/25, 12/30, 1/5-1/9, 1/13, 1/25-1/27, 2/3-2/8, 3/8-3/10)


CAREER HIGHS
PTS 10 at DET (11/29)
FG3 at DET (11/29)
3FG..... 1, twice, last at GSW (2/22)
FT3 at DET (11/29)
OR 1, twice, last vs. MIA (1/3)
DR.....3 vs. NOP (12/7)
TOT 4 vs. NOP (12/7)
AST 2 at PHI (11/27)
STL.....1, 3 times, last vs. POR (1/21)
BLK 1, twice, last at HOU (1/29)
MIN 19 at OKC (11/30)

CAREER:
• Drafted by the Lakers with the 17th overall pick in the 2023 NBA Draft
• Appeared in 32 games (32 starts) in one season at the University of Indiana, averaging 13.5 points, 4.1 rebounds and 3.7 assists and earning 2022-23 All-Big Ten, Big Ten All-Freshman and 2022-23 Big Ten Rookie of the Year honors

23		LEBRON JAMES		F • 6-9 • 250 • ST. VINCENT-ST. MARY (OH) • 12/30/84 • 21ST SEASON																		
LAST FIVE GAMES	DATE	OPPONENT	W/L	MIN	FG	FGA	3FG	3FGA	FT	FTA	OR	DR	TOT	A	PF	ST	TO	BS	+/-	PTS		
	3/18	vs. Atlanta	W	28:39	10	14	2	5	3	3	0	7	7	10	0	0	2	0	20	25		
	3/22	vs. Philadelphia	W	37:52	7	15	1	3	5	7	0	8	8	6	1	0	8	1	7	20		
	3/24	vs. Indiana	W	38:08	8	19	2	4	8	8	1	4	5	10	1	1	3	1	12	26		
	3/26	at Milwaukee	W	DND - left ankle peroneal tendinopathy																		
	3/27	at Memphis	W	34:45	8	14	0	1	7	11	0	14	14	12	1	1	4	0	33	23		

2023-24

Has appeared in 63 games (63 starts), averaging 25.3 points, 7.3 rebounds, 8.1 assists and 1.2 steals in 35.2 minutes ... Led the team in scoring 28 times, rebounds 10 times, assists 39 times, steals 17 times and blocks 10 times ... Scored in double figures 63 times, including 51 games with 20+ points, 17 games with 30+ points and two games with 40+ points ... Holds an NBA-record double-digit scoring streak that stands at 1,214 regular season games ... Recorded 23 double-doubles, including four triple-doubles ... Tallied 10+ rebounds in 11 games and 10+ assists in 14 games ... Scored a season-high 40 points (13-20 FG, 5-5 3FG, 9-9 FT) to go with seven rebounds, seven assists, two steals and two blocks in 37 minutes on 12/23 at OKC ... Tallied his third triple-double of the season on 1/27 at GSW with 36 points (14-25 FG, 2-4 3FG, 6-6 FT), 20 rebounds and 12 assists, becoming the oldest player in NBA history to have 30 points and 20 rebounds in a game ... With a triple-double on 11/15 vs. SAC, James passed Jason Kidd for fifth most triple-doubles in NBA history (108) ... James became the only player to record a triple-double in their 21st season in NBA history ... With the game on 10/30 vs. Orlando, James moved to 8th place in the NBA's all-time regular season games played list with 1,425 ... Missed two games with a left calf contusion (11/12, 12/13) and eight games with left ankle peroneal tendinopathy (12/21, 1/13, 1/23, 2/1, 2/14-2/22, 3/8, 3/26)



2023-24 HIGHS	CAREER HIGHS
40, twice, last vs. GSW (3/16).....	PTS.....61 vs. CHA (3/3/14)
15 vs. GSW (3/16)	FG.....23 at WAS (11/3/17)
7 at LAC (2/28)	3FG.....9 vs. LAC (1/24/23)
10 vs. SAC (3/6).....	FT.....24 at MIA (3/12/06)
5 vs. BKN (1/19)	OR.....7, twice, last at CLE (3/20/13)
19 at GSW (1/27)	DR.....19 at GSW (1/27/24)
20 at GSW (1/27)	TOT.....20 at GSW (1/27/24)
14, twice, last vs. NOP (2/9).....	AST.....19, twice, last vs. ORL (1/15/20)
5, twice, last vs. MEM (1/5)	STL.....7 at MEM (12/13/04)
3 at MIA (11/6)	BLK.....5, twice, last vs. CHI (3/16/04)
48 at GSW (1/27)	MIN.....55 vs. MEM (11/29/03)

CAREER:

- NBA's all-time leading scorer
- Four-time NBA Champion and NBA Finals MVP (2012, 2013, 2016, 2020)
- Four-time NBA Most Valuable Player (2009, 2010, 2012, 2013)
- Named to the NBA's 75th Anniversary Team
- 18-time All-NBA honoree, including 13 First Team selections
- 20-time NBA All-Star and 3-time All-Star Game MVP
- Named NBA In-Season Tournament MVP and earned In-Season All-Tournament Team honors after averaging 26.4 points, 8.0 rebounds, and 7.6 as-
- assists in seven games
- Christmas Day career leader in points (460) and games played (17) and the co-leader in victories with Dwyane Wade (10 each)
- Two-time Olympic gold medal winner with Team USA
- 2003 NBA Rookie of the Year

21				MAXWELL LEWIS				F • 6-7 • 205 • PEPPERDINE • 7/27/02 • 1ST SEASON													
LAST FIVE GAMES	DATE	OPPONENT	W/L	MIN	FG	FGA	3FG	3FGA	FT	FTA	OR	DR	TOT	A	PF	ST	TO	BS	+/-	PTS	
	3/18	vs. Atlanta	W	05:05	0	1	0	1	0	0	0	0	0	2	0	0	0	0	-3	0	
	3/22	vs. Philadelphia	W	Inactive - G League Assignment																	
	3/24	vs. Indiana	W	DNP - CD																	
	3/26	at Milwaukee	W	DNP - CD																	
	3/27	at Memphis	W	01:19	0	0	0	0	0	0	0	0	0	0	0	0	0	0	-2	0	

2023-24

Has appeared in 26 games, averaging 3.2 minutes per game ... Made his NBA debut on 10/24 at DEN ... Led the team in steals once ... DNP-CD 25 times (10/26, 10/29-11/1, 11/6, 11/10-11/12, 11/22-11/25, 12/5, 12/18, 12/21-12/25, 1/5-1/9, 1/27, 2/3-2/9, 3/8, 3/16, 3/24-3/26) ... Missed one game due to left knee soreness (1/11) ... Missed one game due to a non-COVID illness (1/25) ... Missed 19 games due to G League Assignment (11/19-11/21 12/12-12/15, 12/28-1/3, 1/13-1/17, 2/14-2/22, 2/25-3/2, 3/22)

CAREER:

- Acquired by the Lakers as part of a four-team trade on June 22, 2023, after being drafted by the Denver Nuggets with the 40th overall pick in the 2023 NBA Draft
- Appeared in 52 games across two seasons at Pepperdine (2021-23)
- Averaged 14.6 points, 4.7 rebounds and 2.2 assists in 26.6 minutes in college

CAREER HIGHS

PTS3 vs. NOP (12/7)

FG.....1, 3 times, last at ATL (1/30)

3FG.....1 vs. NOP (12/7)

FT.....N/A

OR.....1 at PHI (11/27)

DR.....1,, twice, last vs. NOP (12/7)

TOT.....1, 4 times, vs. NOP (12/7)

AST.....2, twice, last vs. ATL (3/18)

STL.....2 at DET (11/29)

BLK.....N/A

MIN.....8 at HOU (11/8)

4	SKYLAR MAYS (Two-Way Contract)										G • 6-4 • 205 • LSU • 9/5/97 • 4TH SEASON									
LAST FIVE GAMES	DATE	OPPONENT	W/L	MIN	FG	FGA	3FG	3FGA	FT	FTA	OR	DR	TOT	A	PF	ST	TO	BS	+/-	PTS
	3/18	vs. Atlanta	W	05:05	1	2	0	0	0	0	0	0	0	1	1	2	1	0	-3	2
	3/22	vs. Philadelphia	W	DNP - CD																
	3/24	vs. Indiana	W	DNP - CD																
	3/26	at Milwaukee	W	Inactive																
	3/27	at Memphis	W	01:19	0	0	0	0	0	0	0	0	0	0	0	0	0	0	-2	0

2023-24	GAMES ACTIVE	2023-24 HIGHS	CAREER HIGHS
(Los Angeles Lakers): Has appeared in 14 games, averaging 1.6 points in 5.1 minutes ... Scored in double figures once ... Led the team in steals once and blocks once ... DNP-CD eight times (1/9, 1/15, 2/5, 2/28-2/19, 3/2, 3/8, 3/16, 3/22) ... Missed one game due to G League Two-Way (1/23) ... Inactive 11 times (1/19-1/21, 1/25-1/29, 2/3, 2/13, 2/23, 3/4-3/6, 3/26) ... (Portland Trail Blazers): Appeared in 21 games (five starts), averaging 6.3 points, 1.8 rebounds and 3.6 assists in 17.0 minutes ... Scored in double figures six times ... Had 10+ assists three times ... Recorded two double-doubles ... Posted 15 points and a career-high tying 12 assists at the Lakers on Nov. 12, marking the first time he has recorded consecutive double-doubles in his career after finishing with 18 points and 11 rebounds at Sacramento on Nov. 8	<div>48</div> <div>(50 MAX)</div>	18 at SAC (11/8).....PTS.....24 at MEM (4/4/23) 8 at SAC (11/8)FG.....9 at MEM (4/4/23) 3 vs. LAL (11/17).....3FG.....4, 3 times, last at MEM (4/4/23) 3 vs. CLE (11/15).....FT5 vs. GSW (4/9/23) 3 vs. LAL (11/17).....OR4 at PHI (12/23/21) 5 at UTA (11/14).....DR.....7, twice, last at MEM (4/4/23) 5, 3 times, last at DAL (1/3)TOT.....11 at PHI (12/23/21) 12 at LAL (11/12).....AST.....12, twice, last at LAL (11/12/23) 2, 5 times, last vs. ATL (3/18)STL.....3 vs. GSW (4/9/23) 2 at UTA (11/14).....BLK.....2, twice, last at UTA (11/14/23) 37 at SAC (11/8)MIN.....41 vs. GSW (4/9/23)	

CAREER:

- Signed a Two-Way contract with the Lakers on Jan. 8, 2024
- In three-plus campaigns prior to LA with Portland (2022-24) and Atlanta (2020-22), the Louisiana native played in 88 career NBA contests (16 starts) and averaged 4.9 points, 1.3 rebounds and 2.0 assists in 11.8 minutes
- Competing in the NBA G League with Mexico City (2022-23), Delaware (2022-23) and College Park (2021-22), Mays owns career averages of 14.4 points, 3.8 rebounds and 5.1 assists in 27.8 minutes per game in 30 total contests (15 starts)
- 50th overall pick in the 2020 NBA Draft by the Hawks following four collegiate seasons (2016-20) at LSU, where he was named First-Team All-SEC as a senior and Second-Team All-SEC as a junior with the Tigers

12	TAUREAN PRINCE										F • 6-6 • 216 • BAYLOR • 3/22/94 • 8TH SEASON									
LAST FIVE GAMES	DATE	OPPONENT	W/L	MIN	FG	FGA	3FG	3FGA	FT	FTA	OR	DR	TOT	A	PF	ST	TO	BS	+/-	PTS
	3/18	vs. Atlanta	W	19:57	3	8	2	7	0	0	0	5	5	1	2	0	1	1	15	8
	3/22	vs. Philadelphia	W	Inactive - personal reasons																
	3/24	vs. Indiana	W	19:19	6	8	2	3	0	1	0	2	2	0	3	0	0	1	-3	14
	3/26	at Milwaukee	W	28:00	3	10	1	5	2	2	0	4	4	1	0	0	3	0	10	9
	3/27	at Memphis	W	23:26	4	5	3	4	4	6	0	1	1	1	4	0	2	0	-3	15

2023-24	2023-24 HIGHS	CAREER HIGHS
Has appeared in 69 games (49 starts), averaging 9.2 points, 2.9 rebounds and 1.6 assists in 28.0 minutes ... Scored in double figures 32 times, including one game with 20+ points ... Led the team in steals seven times and blocks nine times ... Played a career-high 41 minutes on 10/29 at Sacramento ... Missed two games due to left patellar tendonitis (11/1-11/4), one game due to left knee soreness (1/21) and one game due to personal reasons (3/22)	20 at SAC (10/29).....PTS.....38, twice, last at MIL (3/17/18) 7 at SAC (10/29)FG.....13 at MIL (3/17/18) 5, 4 times, last vs. BOS (12/25)3FG.....8 at NYK (3/20/23) 3, 4 times, last vs. NOP (2/9).....FT10 at CLE (11/13/22) 3 vs. HOU (11/19).....OR6 vs. WAS (12/27/17) 8 at BOS (2/1)DR.....12 at MIN (12/30/19) 8 at BOS (2/1)TOT.....14 at MIN (12/30/19) 6 at CLE (11/25)AST.....8, twice, last vs. ORL (4/1/18) 3, 3 times, last at MIN (12/30).....STL.....4, 5 times, last at SAC (2/8/22) 2, 5 times, last vs. SAC (3/6).....BLK.....4 vs. MEM (3/16/17) 41 at SAC (10/29).....MIN.....41 at SAC (10/29/23)	

CAREER:

- Signed with the Lakers on July 6, 2023
- Has appeared in 491 career games (271 starts) with LA, Atlanta, Brooklyn, Cleveland & Minnesota
- Selected by the Atlanta Hawks with the 12th pick in the 2016 NBA Draft out of Baylor
- Appeared in 129 career games (42 starts) at Baylor, earning All-Big 12 Team honors twice and the Big 12 6th Man of the Year Award for the 2014-15 season
- Averaged 10.2 points, 4.2 rebounds and 1.1 assists in four collegiate seasons

15				AUSTIN REAVES																	G • 6-5 • 206 • OKLAHOMA • 5/29/98 • 3RD SEASON																
LAST FIVE GAMES	DATE	OPPONENT	W/L	MIN	FG	FGA	3FG	3FGA	FT	FTA	OR	DR	TOT	A	PF	ST	TO	BS	+/-	PTS																	
	3/18	vs. Atlanta	W	28:17	4	9	0	3	4	4	1	5	6	4	3	1	0	1	21	12																	
	3/22	vs. Philadelphia	W	33:06	3	8	2	5	6	8	1	5	6	5	2	0	3	1	-1	14																	
	3/24	vs. Indiana	W	37:29	6	13	2	5	11	12	1	4	5	8	1	0	2	1	4	25																	
	3/26	at Milwaukee	W	47:35	10	20	4	11	5	6	2	12	14	10	3	0	1	2	-2	29																	
	3/27	at Memphis	W	35:03	4	12	0	4	5	5	1	1	2	11	1	0	2	0	31	13																	

2023-24

Has appeared in 73 games (48 starts), averaging 16.1 points, 4.3 rebounds and 5.6 assists in 32.1 minutes ... Scored in double figures 61 times, including 19 games with 20+ points and one game with 30+ points ... Recorded eight double-doubles, including one triple-double, four games of 10+ rebounds and six games with 10+ asssists ... Led the team in points three times, rebounds six times, assists 14 times, steals eight times and blocks twice ... Scored a sea-son-high 32 points (10-18 FG, 7-19 3FG, 5-7 FT) to go with two rebounds and three assists in 35 minutes in a win at BOS on 2/1 ... Dished out a career-high 14 assists on 3/2 vs. DEN ... Dropped a then-season-high 28 points (10-19 FG, 3-8 3FG, 5-7 FT) to go with six assists and two steals in 32 minutes at ATL on 1/30 ... Has not missed a game this season

2023-24 HIGHS	CAREER HIGHS
32 at BOS (2/1)	PTS.....35 vs. ORL (3/19/23)
10, 4 times, last at MIL (3/26)	FG.... 10, 4 times, last at MIL (3/26/24)
7, twice, last at SAC (3/13)	3FG..... 7, twice, last at SAC (3/13/24)
8 at GSW (1/27)	FT
4 twice, last vs. BOS (12/25)	OR
12 at MIL (3/26).....	DR..... 12 at MIL (3/26/24)
14 at MIL (3/26)	TOT..... 16 at DEN (4/10/22)
14 vs. DEN (3/2).....	AST.....14 vs. DEN (3/2/24)
3, 4 times, last at UTA (2/14).....	STL.....3, 4 times, last at UTA (2/14/24)
2, 3 times, last at MIL (3/26)	BLK.....2, 9 times, last at MIL (3/26/24)
48 at MIL (3/26).....	MIN.....48 at MIL (3/26/24)

CAREER:

- Re-signed with the Lakers on July 6, 2023
- Played in eight games for Team USA during the FIBA Men’s World Cup in the summer of 2023, leading the bench unit with 13.8 points per game while shooting 57 percent from the field and 50 percent beyond the arc
- Appeared in 64 games (22 starts) for LA last season, averaging 13.0 points, 3.0 rebounds and 3.4 assists in 28.8 minutes per game

5				CAM REDDISH										F • 6-8 • 218 • DUKE • 9/1/99 • 5TH SEASON									
LAST FIVE GAMES	DATE	OPPONENT	W/L	MIN	FG	FGA	3FG	3FGA	FT	FTA	OR	DR	TOT	A	PF	ST	TO	BS	+/-	PTS			
	3/18	vs. Atlanta	W	Inactive - right ankle sprain																			
	3/22	vs. Philadelphia	W	19:26	0	2	0	2	0	0	1	1	2	0	2	0	0	0	2	0			
	3/24	vs. Indiana	W	22:43	1	5	1	3	4	6	0	0	0	0	0	2	0	0	1	7			
	3/26	at Milwaukee	W	06:55	0	0	0	0	0	0	0	0	0	0	0	0	0	0	-3	0			
	3/27	at Memphis	W	10:11	0	2	0	1	0	0	0	0	0	0	0	0	0	0	-17	0			

2023-24

Has appeared in 44 games (26 starts), averaging 5.8 points, 2.1 rebounds, 1.1 assists and 1.1 steals in 21.5 minutes ... Led the team in steals 10 times and blocks three times ... Scored in double figures nine times ... Missed two games due to left adductor soreness (11/22-11/25), one game due to a left groin strain (11/27), one game due to right groin soreness (11/30), one game due to right knee soreness (12/15), two games due to left groin soreness (12/28, 12/31), three games due to left knee effusion (1/15-1/19) and 17 games due to a right ankle sprain (1/25-2/25, 3/10-3/18) ... DNP-CD once (3/6)

CAREER:

- Signed with the Lakers on July 6, 2023
- Has appeared in 216 career games (108 starts) with LA, Portland, New York and Atlanta
- Drafted by the Hawks with the 10th overall pick in the 2019 NBA Draft
- Appeared in 36 games (35 starts) in one season at Duke, averaging 13.5 points, 3.7 rebounds, 1.9 assists and 1.6 steals

2023-24 HIGHS	CAREER HIGHS
18 vs. POR (11/12).....	PTS..... 34 vs. ORL (12/22/21)
7, twice, last vs. SAC (11/15)	FG... 11, 3 times, last vs. CHI (12/27/21)
5, at PHX (11/10)	3FG.....8 vs. CHI (12/27/21)
4, twice, last vs. IND (3/24).....	FT8, 3 times, last at MIN (1/22/21)
2, 4 times, last vs. DEN (3/2).....	OR.....4 vs. MIL (11/14/21)
6 vs. POR (11/12)	DR.....7, 3 times, last vs. LAC (1/22/20)
7 vs. POR (11/12)	TOT... 8, 3 times, last vs. LAC (1/22/20)
7 at OKC (12/23)	AST..... 8 at DET (3/6/23)
5 vs. SAC (11/15)	STL.. 5, 3 times, last vs. SAC (11/15/23)
3 vs. LAC (1/23)	BLK.....3, twice, last vs. LAC (1/23/24)
39 vs. HOU (11/19).....	MIN.....42 vs. ORL (12/22/21)

1 D'ANGELO RUSSELL				G • 6-4 • 200 • OHIO STATE • 2/23/96 • 9TH SEASON																
LAST FIVE GAMES	DATE	OPPONENT	W/L	MIN	FG	FGA	3FG	3FGA	FT	FTA	OR	DR	TOT	A	PF	ST	TO	BS	+/-	PTS
	3/18	vs. Atlanta	W	30:23	8	14	6	10	5	5	0	4	4	10	1	1	1	0	27	27
	3/22	vs. Philadelphia	W	37:11	4	13	4	10	2	2	0	5	5	3	2	1	5	0	9	14
	3/24	vs. Indiana	W	Inactive - non-COVID illness																
	3/26	at Milwaukee	W	50:23	7	22	5	12	10	10	1	6	7	12	0	2	4	1	10	29
	3/27	at Memphis	W	29:09	7	16	5	9	4	4	1	1	2	4	5	1	4	0	1	23

2023-24	2023-24 HIGHS	CAREER HIGHS
Has appeared in 67 games (60 starts), averaging 18.2 points, 3.0 rebounds and 6.4 assists in 32.4 minutes ... Led the team in scoring 16 times, assists 22 times, rebounds once, steals 14 times and blocks five times ... Scored in double figures 57 times, including 27 games with 20+ points, five games with 30+ points and one game with 40+ points ... Recorded eight double-doubles and nine games with 10+ assists ... Dropped a season-high 44 points (17-15 FG, 9-12 3FG, 1-1 FT) to go along with nine assists, six rebounds and one block in 38 minutes vs. MIL on 3/8 ... Posted a then-season-high 39 points (15-26 FG, 6-13 3FG, 3-3 FT) to go with three rebounds, eight assists, one steal and two blocks in 41 minutes at UTA on 1/13 ... Tallied a career-high 17 assists in a win at UTA on 2/14 ... Missed two games due to non-COVID illness (12/15, 3/24), three games due to a tailbone contusion (12/31-1/5) and one game due to left knee soreness (2/8)	44 vs. MIL (3/8)PTS.....52 at MIN (11/8/19) 17 vs. MIL (3/8)FG.....19 at MIN (11/8/19) 9 vs. MIL (3/8)3FG.....9, 4 times, last vs. MIL (3/8/24) 10 at MIL (3/26)FT11 at NOP (4/8/16) 3 vs. SAC (11/15)OR5 at ATL (12/4/15) 8 at UTA (2/14)DR..... 9, 5 times, last vs. ORL (2/3/23) 9 at UTA (2/14)TOT..... 11 at TOR (3/23/18) 17 at UTA (2/14)AST..... 17 at UTA (2/14/24) 5 vs. HOU (12/2)STL7 vs. LAL (10/28/22) 3, twice, last at MIN (12/21)BLK... 3, 4 times, last at MIN (12/21/23) 50 at MIL (3/26)MIN..... 50 at MIL (3/26/24)	

CAREER:	
• Re-signed with Los Angeles on July 7, 2023	
• Acquired via trade on Feb. 8, 2023, from Minnesota	
• Originally selected with the No. 2 overall pick in the 2015 NBA Draft by the Lakers	
• Named an All-Star during the 2018-19 season with the Brooklyn Nets, where he averaged 21.1 points and 7.0 assists	

3-PT FIELD GOALS MADE IN A SEASON BY A LAKER			
	PLAYER	SEASON	3PM
1	D'Angelo Russell	2023-24	197
2	Nick Van Exel	1994-95	183
3	Kobe Bryant	2005-06	180

3-PT FIELD GOAL % IN A SEASON BY A LAKER				
	PLAYER	SEASON	3-PT %	3PM
4	Byron Scott	1986-87	.436	65
5	Byron Scott	1984-85	.433	26
6	D'Angelo Russell	2023-24	.425	197

2				JARRED VANDERBILT																	F • 6-9 • 214 • KENTUCKY • 4/3/99 • 5TH SEASON										
LAST FIVE GAMES	DATE	OPPONENT	W/L	MIN	FG	FGA	3FG	3FGA	FT	FTA	OR	DR	TOT	A	PF	ST	TO	BS	+/-	PTS											
	3/18	vs. Atlanta	W	Inactive - right midfoot sprain																											
	3/22	vs. Philadelphia	W	Inactive - right midfoot sprain																											
	3/24	vs. Indiana	W	Inactive - right midfoot sprain																											
	3/26	at Milwaukee	W	Inactive - right midfoot sprain																											
	3/27	at Memphis	W	Inactive - right midfoot sprain																											

2023-24	2023-24 HIGHS	CAREER HIGHS
Has appeared in 29 games (six starts), averaging 5.2 points, 4.8 rebounds, 1.2 assists and 1.2 steals in 20.0 minutes ... Led the team in rebounds once, steals nine times and blocks twice ... Scored in double figures five times ... Scored a season-high 17 points (8-11 FG, 1-1 3FG) to go with five rebounds, three steals and one block in 27 minutes vs. CHI on 1/25 ... Missed 20 games (10/24-11/30) due to left heel bursitis, two games (2/3-2/5) due to right foot soreness and 21 games (2/8-3/27) due to a right midfoot sprain ... DND (low back spasm) once (12/12)	17 vs. CHI (1/25)PTS..... 21 at HOU (1/9/22) 8 vs. CHI (1/25)FG.....10 at HOU (1/9/22) 2, twice, last at BOS (2/1)3FG.....4 vs. POR (12/3/22) 6 at GSW (1/27)FT 7 at MIN (1/16/23) 6 at LAC (1/23)OR 8, 3 times, last at DAL (2/26/23) 8 vs. DAL (1/17)DR..... 13 at HOU (1/9/22) 9, 4 times, last at GSW (1/27)TOT..... 19 at HOU (1/9/22) 5 at GSW (1/27)AST 8 vs. PHX (11/18/22) 4 at GSW (1/27)STL5, twice, last vs. BKN (1/23/22) 1, 5 times, last vs. CHI (1/25)BLK..... 4 vs. BKN (4/13/21) 41 at GSW (1/27)MIN.....38, twice, last vs. CHA (2/15/22)	

CAREER:	
• Signed a contract extension with Los Angeles on Sept. 18, 2023	
• Acquired by the Lakers on Feb. 9, 2023, from the Utah Jazz as part of a three-team trade	
• Has appeared in 273 games (168 starts) for the Lakers, Jazz, Timberwolves and Nuggets	

7			GABE VINCENT																		G • 6-3 • 195 • UC SANTA BARBARA • 6/14/96 • 5TH SEASON																	
LAST FIVE GAMES	DATE	OPPONENT	W/L	MIN	FG	FGA	3FG	3FGA	FT	FTA	OR	DR	TOT	A	PF	ST	TO	BS	+/-	PT																		
	3/18	vs. Atlanta	W	Inactive - left knee surgery																																		
	3/22	vs. Philadelphia	W	DND - left knee surgery																																		
	3/24	vs. Indiana	W	Inactive - left knee surgery																																		
	3/26	at Milwaukee	W	Inactive - left knee surgery																																		
	3/27	at Memphis	W	Inactive - left knee surgery																																		

2023-24
Has appeared in five games, averaging 5.4 points, 1.0 rebounds, 3.0 assists and 1.2 steals in 25.5 minutes per game ... Led the team in steals once ... Missed 26 games due to left knee effusion (11/1-12/18, 12/21-12/25) and 42 games due to left knee surgery (12/28-3/27)

CAREER:
 • Signed with the Lakers on July 6, 2023
 • Appeared in 195 career games with the Heat, averaging 7.7 points, 1.7 rebounds and 2.3 assists in 21.0 minutes
 • Shot 33.9 percent from 3-point range with Miami (288-849 3FG)
 • 2019-20 NBA G League Most Improved Player

2023-24 HIGHS	CAREER HIGHS
9 vs. ORL (10/30).....PTS.....	28 vs. MIL (1/12/23)
4 vs. ORL (10/30).....FG.....	11 vs. MIL (1/14/23)
1, twice, last at CHI (12/20).....3FG.....	7, twice, last vs. LAC (1/28/22)
1 vs. PHX (10/26).....FT.....	6, 3 times, last at BKN (2/15/23)
1, twice, last vs. PHX (10/26).....OR.....	3 vs. GSW (11/1/22)
2 vs. PHX (10/26).....DR.....	7 vs. TOR (10/22/22)
3 vs. PHX (10/26).....TOT.....	8 vs. GSW (11/1/22)
6 vs. PHX (10/26).....AST.....	10 at DET (5/16/21)
3 vs. PHX (10/26).....STL.....	5 vs. MIL (1/14/23)
N/A.....BLK.....	2 vs. TOR (1/17/22)
35 vs. PHX (10/26).....MIN.....	45 vs. TOR (1/29/22)

35				CHRISTIAN WOOD										F/C • 6-10 • 223 • UNLV • 9/27/95 • 8TH SEASON									
LAST FIVE GAMES	DATE	OPPONENT	W/L	MIN	FG	FGA	3FG	3FGA	FT	FTA	OR	DR	TOT	A	PF	ST	TO	BS	+/-	PTS			
	3/18	vs. Atlanta	W	Inactive - left knee effusion																			
	3/22	vs. Philadelphia	W	Inactive - left knee surgery																			
	3/24	vs. Indiana	W	Inactive - left knee surgery																			
	3/26	at Milwaukee	W	Inactive - left knee surgery																			
	3/27	at Memphis	W	Inactive - left knee surgery																			

2023-24
Has appeared in 50 games (one start), averaging 6.9 points, 5.1 rebounds and 1.0 assists in 17.4 minutes ... Led the team in rebounds twice, steals once and blocks seven times ... Scored in double figures 13 times ... Tallied double-digit rebounds five times ... Tallied two double-doubles ... Scored a season-high 17 points (6-10 FG, 2-5 3FG) on 12/15 at SAS ... DNP-CD five times (12/5, 12/12, 12/18, 12/23-12/25) ... Missed one game (1/11) with a migraine, 13 games with left knee effusion (2/22-3/18) and four games with left knee surgery (3/22-3/27)

CAREER:
 • Signed with the Lakers on Sept. 6, 2023
 • Has appeared in 339 career games (140 starts) for the Lakers, Mavericks, Rockets, Pistons, Pelicans, Bucks, Hornets and 76ers
 • After two seasons at UNLV (2013-15), Wood went undrafted in the 2015 NBA Draft before signing with the Philadelphia 76ers to begin his professional career
 • On Dec. 25, 2022, in his first Christmas Day game, Wood recorded 30 points, eight rebounds, seven assists, four steals and two blocks in a 124-115 Dallas Mavericks victory over the Lakers

2023-24 HIGHS	CAREER HIGHS
17 at SAS (12/15).....PTS.....	39 vs. WAS (3/21/22)
6, twice, last at SAS (12/15).....FG..	14, 3 times, last vs. WAS (3/21/22)
3, twice, last vs. CHA (12/28).....3FG.....	8 vs. WAS (3/21/22)
5, twice, last at OKC (11/30).....FT.....	12 vs. MEM (10/22/22)
4 vs. MIA (1/3).....OR....	6, 5 times, last vs. IND (4/14/21)
9, 3 times, last vs. LAC (1/7).....DR.....	18 vs. OKC (11/29/21)
11 vs. LAC (11/1).....TOT.....	21 vs. OKC (11/29/21)
4 vs. CHA (12/28).....AST.....	8 at LAL (3/17/23)
2 at HOU (1/29).....STL.....	4, 4 times, last at LAL (3/17/23)
3, 3 times, last vs. POR (1/21).....BLK.....	6 vs. ATL (3/26/19)
30 at SAS (12/15).....MIN.....	47 at LAL (1/12/23)

HEAD COACH DARVIN HAM

- In second season with Los Angeles
- Won first NBA championship of his coaching career with a Finals victory over the Phoenix Suns (4-2) as an assistant coach with the Milwaukee Bucks in 2021
- Named Lakers head coach on June 3, 2022, becoming the 28th head coach in franchise history and the 24th since the team relocated to L.A. in 1960
- In second season as head coach, after serving as an assistant with Milwaukee, Atlanta and Los Angeles
- Spent two seasons with the Lakers as an assistant coach from 2011-13
- Began his coaching career as an assistant coach with the New Mexico Thunderbirds in 2008, eventually taking over as general manager and head coach of the team in 2010
- Enjoyed an eight-year NBA playing career (1996-98, 1999-2005), suiting up with Detroit, Atlanta, Milwaukee, Washington, Indiana and Denver
- Won a championship as a member of the Detroit Pistons in 2004
- Graduated from Texas Tech and also played internationally in Spain, the Philippines and Puerto Rico
- A native of Saginaw, Mich.

HAM'S RECORD			
YEAR	TEAM	REG. SEASON	PLAYOFFS
2022-23	LAL	43-40 (.524)	8-8 (.500)
2023-24	LAL	41-32 (.562)	--
TOTALS		84-72 (.5381)	8-8 (.500)

COACH'S CHALLENGES (33)

DATE	TIME	RESULT	DETAILS
10/26/23	10:13, 1st	Successful	D.Russell S.FOUL (J.VanDuyne): Call Overturned
10/29/23	06:21, 3rd	Successful	K.Huerter P.FOUL (D.Richardson): Call Overturned
11/1/23	00:17, 4th	Unsuccessful	C.Reddish S.FOUL (C.Blair): Call Stands
11/4/23	06:24, 2nd	Successful	L.James S.FOUL (M.Smith): Call Overturned
11/10/23	05:01, 2nd	Unsuccessful	L.James S.FOUL (K.Scott): Call Stands
11/15/23	1:54, 3rd	Unsuccessful	J.Hayes Violation: Defensive Goaltending (A.Moyer-Gleich): Call Confirmed
11/19/23	3:16, 2nd	Unsuccessful	A.Davis Offensive (M.Smith): Call Stands
11/21/23	2:04, 4th	Successful	D.Russell S.FOUL (D.Richardson): Call Overturned
12/2/23	4:59, 3rd	Unsuccessful	J.Vanderbilt S.FOUL (J.Orr): Call Stands
12/25/23	2:45, 1st	Successful	BOS Rebound - Call Overturned
12/25/23	1:32, 2nd	Successful	L.James S.FOUL (K.Lane): Call Overturned
12/28/23	5:43, 2nd	Unsuccessful	A.Reaves S.FOUL (T.Washington): Call Stands
12/30/23	0:01, 3rd	Successful	D.Russell S.FOUL (D.Mosher): Call Overturned
12/30/23	9:26, 4th	Unsuccessful	L.James S.FOUL (B.Barnaky): Call Stands
1/3/24	3:53, 2nd	Unsuccessful	L.James S.FOUL (C.Blair): Call Stands
1/7/24	10:42, 4th	Unsuccessful	C.Wood S.FOUL (J.VanDuyne): Call Stands
1/9/24	3:24, 3rd	Successful	D.Russell S.FOUL (T.Ricks): Call Overturned
1/11/24	1:27, 2nd	Successful	M.Christie S.FOUL (G.Petratis): Call Overturned
1/15/24	8:02, 1st	Unsuccessful	T.Prince P.FOUL (J.Tiven): Call Stands
1/27/24	1:27, 4th	Unsuccessful	A.Davis S.FOUL (M.Ervin): Call Stands
2/5/24	4:49, 2nd	Successful	A.Davis S.FOUL (T.Brothers): Call Overturned
2/8/24	3:17, 3rd	Unsuccessful	C.Wood S.FOUL (E.Scott): Call Stands
2/9/24	6:57, 3rd	Successful	A.Davis S.FOUL (S.Wright): Call Overturned
2/14/24	7:24, 3rd	Unsuccessful	T.Prince P.FOUL (C.Blair): Call Confirmed
2/25/24	9:51, 3rd	Successful	L.James P.FOUL (N.Sago): Call Overturned
2/29/24	1:41, OT	Successful	L.James P.FOUL (J.Sterling): Call Overturned
3/2/24	5:20, 4th	Successful	Out Of Bounds: Call Overturned: Miscellaneous
3/8/24	0:52, 4th	Successful	S.Dinwiddie P.FOUL (S.Mitchell): Call Overturned
3/16/24	1:50, 4th	Successful	Stoppage - Out Of Bounds: Call Overturned
3/22/24	3:23, 3rd	Successful	A.Davis S.FOUL (A.Nagy): Call Overturned
3/22/24	1:50, 4th	Unsuccessful	A.Davis S.FOUL (E.Dalen): Call Stands
3/24/24	7:44, 2nd	Successful	J.Hayes S.FOUL (G.Petratis): Call Overturned
3/24/24	6:42, 4th	Unsuccessful	A.Reaves S.FOUL (G.Petratis): Call Stands

STARTING LINEUPS (19)

most recent in bold

Lineup #	Game #	PG	SG	SF	PF	C	G	W-L	PCT.
1	1-4,7, 41-43, 46-48	Russell	Reaves	Prince	James	Davis	11	6-5	.545
2	5-6	Russell	Reaves	Reddish	James	Davis	2	1-1	.500
3	8	Russell	Reaves	Reddish	James	Wood	1	0-1	0.000
4	9, 11-15, 21-24, 27-28	Russell	Prince	Reddish	James	Davis	12	8-4	.667
5	10, 25, 29	Russell	Prince	Reddish	Hachimura	Davis	3	2-1	.667
6	16-20	Russell	Christie	Prince	James	Davis	5	2-3	.400
7	26	Reaves	Christie	Prince	James	Hayes	1	0-1	.000
8	30-31, 33	James	Prince	Reddish	Vanderbilt	Davis	3	1-2	.333
9	32, 34	James	Prince	Hachimura	Vanderbilt	Davis	2	1-1	.500
10	35-39	Reaves	Prince	Reddish	James	Davis	5	2-3	.400
11	40	Russell	Reaves	Prince	Reddish	Davis	1	0-1	0.000
12	44, 51-52, 54-55, 58-64, 66-70	Russell	Reaves	Hachimura	James	Davis	17	12-5	.706
13	45, 56-57	Russell	Reaves	Prince	Hachimura	Davis	3	1-2	0.333
14	49	Russell	Reaves	Prince	James	Hayes	1	0-1	0.000
15	50	Russell	Reaves	Prince	Vanderbilt	Hayes	1	1-0	1.000
16	53	Reaves	Christie	Hachimura	James	Davis	1	0-1	0.000
17	65, 72	Russell	Reaves	Dinwiddie	Hachimura	Davis	2	2-0	1.000
18	71	Dinwiddie	Reaves	Hachimura	James	Davis	1	1-0	1.000
19	73	Russell	Reaves	Hachimura	James	Hayes	1	1-0	1.000

RECORD AS A STARTER

PLAYER	G	W-L
M. Christie	7	2-5
A. Davis	68	39-29
S. Dinwiddie	3	3-0
R. Hachimura	29	19-10
J. Hayes	4	2-2
L. James	62	34-28
T. Prince	49	24-25
A. Reaves	47	26-21
C. Reddish	26	14-12
D. Russell	59	35-24
J. Vanderbilt	6	3-3
C. Wood	1	0-1

2023-24 HOME ATTENDANCE

GAMES AT CRYPTO.COM ARENA	38
SELLOUTS	33
STREAK	6

EJECTIONS (2)

NAME	DATE	TIME (OFFICIAL)
Russell	11/6	7:52, 4th
Vanderbilt	1/29	10:17, 2nd

FLAGRANT FOULS (4)

NAME	DATE	TIME
Hachimura	11/14	2:49, 1st
Prince	1/17	0:58, 2nd
Reddish	11/14	6:50, 3rd
Wood	1/7	8:08, 2nd

TECHNICAL FOULS (34)

NAME	TOTAL	TIME
Davis	3	11/14 vs. MEM (4:57, 1st) 12/28 vs. CHA (2:05, 2nd) 2/3 at NYK (9:29, 3rd)
Dinwiddie	2	3/10 vs. MIN (3:05, 3rd) 3/27 at MEM (10:38, 4th)
Hachimura	1	12/30 at MIN (4:29, 1st)
Ham	2	11/6 vs. MIA (0:39, 3rd) 2/29 vs. WAS (4:25, 4th)
Handy	1	3/6 vs. SAC (6:56, 3rd)
Hayes	1	11/1 vs. LAC (10:07, 4th)
James	6	11/19 vs. HOU (10:48, 3rd) 11/25 at CLE (1:12, 4th) 11/29 at DET (6:14, 3rd) 12/2 vs. HOU (8:35, 4th) 1/19 vs. BKN (11:11, 4th) 1/25 vs. CHI (7:12, 3rd)
Jent	1	3/27 at MEM (5:30, 3rd)
Prince	6	11/12 vs. POR (1:40, 3rd) 12/23 at OKC (6:30, 4th) 1/5/24 vs. MEM (4:44, 3rd) 1/27/24 at GSW (6:55, 3rd) 2/13/24 vs. DET (1:23, 3rd) 3/4/24 vs. OKC (9:28, 3rd)
Reaves	1	3/4/24 vs. OKC (10:23, 1st)
Reddish	1	12/2 vs. HOU (8:35, 4th)
Russell	5	11/1 vs. LAC (3:49, 2nd) 11/6 at MIA (7:52, 4th) 11/6 at MIA (7:52, 4th) 11/14 vs. MEM (4:57, 1st) 1/13 at UTA (2:15, 2nd) 1/29 at HOU (2:13, 4th)
Vanderbilt	2	1/29 at HOU (10:17, 2nd) 1/29 at HOU (10:17, 2nd)
Wood	1	12/2 vs. HOU (1:02, 2nd)

GAMES MISSED DUE TO INJURY / ILLNESS (248)

PLAYER	DETAILS	DATES OUT	GAMES	W-L
Castleton	Right wrist sprain	2/29-3/26	12	8-4
Christie	Right ankle sprain	2/9-2/14	3	3-0
Davis	Left adductor/hip spasm	11/8, 12/15	2	0-2
	Bilateral Achilles tendinopathy & left hip spasm	1/30-2/1	2	1-1
	Left knee hyperextension	3/27	1	1-0
Hachimura	Left eye contusion	10/30	1	1-0
	Concussion protocol	11/1-11/6	3	1-2
	Nasal fracture	11/25-11/30	4	2-2
	Left calf strain	1/3-1/11	5	2-3
Hayes	Left ankle sprain	11/6-11/8	2	0-2
	Left elbow soreness	11/30	1	0-1
Hood-Schifino	Right patella contusion	10/24-11/21	15	9-6
	Low back spasm	12/12-12/21	6	1-5
	Lumbar disc surgery	3/22-3/27	4	4-0
James	Left calf contusion	11/12, 12/13	2	2-0
	Left ankle peroneal tendinopathy	12/21, 1/13, 1/23, 2/1, 2/14-2/22	8	4-4
		3/8, 3/26		
Lewis	Left hamstring soreness	1/11	1	0-1
	Non-COVID illness	1/25	1	1-0
Prince	Left patellar tendonitis	11/1-11/4	2	1-1
	Left knee soreness	1/21	1	1-0
	Personal reasons	3/22	1	1-0
Reddish	Left adductor soreness	11/22-11/25	2	1-1
	Left groin strain	11/27	1	0-1
	Right groin soreness	11/30	1	0-1
	Right knee soreness	12/15	1	0-1
	Left groin soreness	12/28, 12/31	2	1-1
	Left knee effusion	1/15-1/19	3	2-1
	Right ankle sprain	1/25-2/25, 3/10-3/18	18	11-7
Russell	Non-COVID illness	12/15, 3/24	2	1-1
	Tailbone contusion	12/31-1/5	3	0-3
	Left knee soreness	2/8	1	0-1
Vanderbilt	Left heel bursitis	10/24-11/30	20	11-9
	Low back spasm	12/12	1	0-1
	Right foot soreness	2/3-2/5	2	2-0
	Right midfoot sprain	2/8-3/27	22	14-8
Vincent	Left knee effusion	11/1-12/18, 12/21-12/25	26	14-12
	Left knee surgery	12/28-3/27	43	26-17
Wood	Migraine	1/11	1	0-1
	Left knee effusion	2/22-3/18	13	7-6
	Left knee surgery	3/22-3/27	4	4-0

GAMES MISSED DUE TO NON-INJURY (71)

PLAYER	DETAILS	DATES OUT	GAMES	W-L
Castleton	G League Two-Way	10/24, 10/29, 11/10-11/29, 12/2, 12/12 12/18-1/11, 1/15-1/19, 1/25-2/9, 2/25-2/28	41	21-20
Hood-Schifino	G League Assignment	1/15-1/17, 2/14, 2/25-3/2, 3/13-3/18	10	6-4
Lewis	G League Assignment	11/19-11/21, 12/12-12/15, 12/28-1/3, 1/13-1/17, 2/14-2/22, 2/25-3/2, 3/22	19	10-9
Mays	G League Two-Way	1/23	1	0-1

THE LAST TIME... (REGULAR SEASON)

	LAKERS	OPPONENTS
A player had a triple-double	3/26/24 @ MIL (Austin Reaves, 29p/14r/10a)	3/26/24 @ MIL (Antetokounmpo, 29p/21r/11a)
A player had a 20-point, 20-rebound game	3/26/24 @ MIL (Anthony Davis, 29p/23r)	3/26/24 @ MIL (Antetokounmpo, 29p/21r)
A player had a 20-point, 15-assist game	1/7/23 @ SAC (Russell Westbrook, 23p/15a)	10/26/21 @ SAS (Dejounte Murray, 21p/15a)
A player had 40+ points	3/16/24 vs. GSW (LeBron James, 40)	3/6/24 vs. SAC (De'Aron Fox, 44)
A player had 50+ points	12/4/22 @ WAS (Anthony Davis, 55)	12/13/18 @ HOU (James Harden, 50)
A player had 60+ points	4/13/16 vs. UTA (Kobe Bryant, 60)	12/17/06 vs. WAS (Gilbert Arenas, 60)
A player had 20+ rebounds	3/26/24 @ MIL (Anthony Davis, 23)	3/26/24 @ MIL (Antetokounmpo, 21)
A player had 25+ rebounds	3/10/24 vs. MIN (Anthony Davis, 25)	3/4/15 @ MIA (Hassan Whiteside, 25)
A player had 15+ assists	2/14/24 @ UTA (D'Angelo Russell, 17)	1/9/23 @ DEN (Nikola Jokic, 16)
A player had 20+ assists	1/5/97 @ VAN (Nick Van Exel, 23)	4/2/19 @ OKC (Russell Westbrook, 21)
A player converted a four-point play	3/16/24 vs. GSW (LeBron James)	3/16/24 vs. GSW (Steph Curry)
A player was perfect from the field (min. 10 FGA)	12/17/19 @ IND (Dwight Howard, 10-10)	3/2/24 vs. DEN (Michael Porter Jr., 10-10)
A team scored 140+ points	3/24/24 vs. IND (150)	3/24/24 vs. IND (145)
A team scored less than 75 points	1/22/17 @ DAL (73)	1/31/12 vs. CHA (73)
A team had 40+ assists	12/28/23 vs. CHA (41)	1/21/19 vs. GSW (41)
A team had 60+ rebounds	3/26/24 @ MIL (69)	3/26/24 @ MIL (61)
A team shot .650+ from the field	1/4/08 vs. PHI (.662)	3/28/14 @ MIN (.671)
A team did not miss a free throw (min. 10 FTA)	12/28/23 vs. CHA (14-14)	4/7/22 @ GSW (10-10)
A team did not make a three-pointer	1/5/12 @ POR (0-11)	2/13/05 @ CLE (0-5)
A team had two players score 30+ points	2/29/24 vs. WAS (James, 31; Davis, 40)	2/5/24 @ CHA (Bridges, 41; Miller, 33)
A team had four players with 10+ rebounds	4/2/13 vs. DAL (Clark, Howard, Bryant, Gasol)	2/8/13 @ CHA (Mullens, Kidd-Gilchrist, Biyombo, Henderson)
A team had two players with 10+ assists	3/27/24 @ MEM (Reaves, 11; James, 12)	3/8/24 vs. MIL (Antetokounmpo, 12; Lillard, 12)
A team had four players record a double-double	3/26/24 @ MIL (Davis, Hachimura, Reaves, Russell)	3/6/14 vs. LAC (Griffin, Barnes, Jordan, Paul)
A team scored 10 or fewer points in a quarter	3/18/16 vs. PHX (10, 2nd Qtr.)	12/12/21 vs. ORL (10, 3rd Qtr.)
Played an overtime game	3/26/24 @ MIL (128-124)	
Played a double-overtime game	3/26/24 @ MIL (128-124)	
Played a triple-overtime game	11/26/21 vs. SAC (137-141)	
Played a quadruple-overtime game	1/29/80 @ CLE (153-154)	

LAKERS vs. THE NBA

OPPONENT	HOME	ROAD	OVERALL
Atlanta	1-0	0-1	1-1
Boston	0-1	1-0	1-1
Brooklyn	0-1	0-0	0-1
Charlotte	2-0	1-0	1-0
Chicago	1-0	0-1	1-1
Cleveland	0-0	1-0	1-0
Dallas	1-1	0-1	1-2
Denver	0-2	0-1	0-3
Detroit	1-0	1-0	2-0
Golden State	0-1	1-1	1-2
Houston	2-0	0-2	2-2
Indiana	1-0	0-0	1-0
LA Clippers	2-0	1-1	3-1
Memphis	1-1	1-0	2-1
Miami	0-1	0-1	0-2
Milwaukee	1-0	1-0	2-0
Minnesota	1-0	0-2	1-2
New Orleans	2-0	0-1	2-1
New York	0-1	1-0	1-1
Oklahoma City	2-0	1-1	3-1
Orlando	1-0	0-1	1-1
Philadelphia	1-0	0-1	1-1
Phoenix	2-1	1-1	3-2
Portland	2-0	1-0	3-0
Sacramento	0-2	0-2	0-4
San Antonio	1-0	1-1	2-1
Toronto	1-0	0-0	1-0
Utah	1-0	1-1	2-1
Washington	1-0	0-0	1-0

MISCELLANEOUS STATISTICS

CATEGORY	LAKERS	OPPONENT
Largest Lead	44, 12/7 vs. NOP	46, 11/27 @ PHI
Largest Win	44, 12/7 vs. NOP	44, 11/27 @ PHI
Largest Comeback	21, 2/28 @ LAC	19, 3/6 vs. SAC
Starters Scoring High	122*, 3/24 vs. IND	113, 2/29 vs. WAS
Starters Scoring Low	54, 11/8 @ HOU	59, 10/30 vs. ORL
Bench Scoring High	64, 11/22 vs. UTA	72, 11/14 vs. HOU
Bench Scoring Low	12, 3/2 vs. DEN	12, 11/17 @ POR
Most Consecutive Points	18, 12/2 vs. HOU (2nd Qtr.)	18, 11/27 @ PHI (4th Qtr.)
Most Double-Figure Scorers	7*, 3/27 at MEM	8*, 3/24 vs. IND
Lead Changes	23, 1/9 vs. TOR	
Times Tied	16, 1/27 at GSW	

MARGIN OF VICTORY / DEFEAT

	W	L		W	L		W	L		W	L
1	4	1	11	1	2	21	1	-	31	1	-
2	-	2	12	3	1	22	-	-	32	1	-
3	6	1	13	-	1	23	-	1	33	-	-
4	2	-	14	1	3	24	1	-	34	-	1
5	4	2	15	-	1	25	-	-	35	-	-
6	3	-	16	1	3	26	1	-	36	-	-
7	2	3	17	2	-	27	1	-	37	-	-
8	-	2	18	-	3	28	-	-	38	-	-
9	3	-	19	-	1	29	-	-	39	-	-
10	1	3	20	-	1	30	-	-	40+	1	1

2023-24 INDIVIDUAL SUPERLATIVES

LAKERS		OPPONENTS	
HIGHS		HIGHS	
Points	44, D'Angelo Russell, 3/8 vs. MIL	Points	46, Stephen Curry, 1/27 @ GSW
Points (Qtr.)	21, D'Angelo Russell, 3/8 vs. MIL (4th)	Points (Qtr.)	20*, Bradley Beal, 1/11 vs. PHX (3rd)
Points (Half)	28, D'Angelo Russell, 3/8 vs. MIL (2nd)	Points (Half)	27, Pascal Siakam, 3/24 vs. IND (2nd)
Bench Points	24, Rui Hachimura, 11/8 @ HOU	Bench Points	34, Jordan Poole, 2/29 vs. WAS
FG	17, D'Angelo Russell, 3/8 vs. MIL	FG	19, De'Aaron Fox, 3/6 vs. SAC
FGA	31, Anthony Davis, 3/26 @ MIL	FGA	32, De'Aaron Fox, 3/6 vs. SAC
3FG	9, D'Angelo Russell, 3/8 vs. MIL	3FG	8, Bradley Beal, 1/11 vs. PHX
3FGA	13*, D'Angelo Russell, 2/9 vs. NOP	3FGA	16, Donte DiVincenzo, 2/3 at NYK
FT	13, Anthony Davis, 1/9 vs. TOR	FT	12*, Jayson Tatum, 12/25 vs. BOS
FTA	14, Anthony Davis, 1/9 vs. TOR	FTA	13*, Jayson Tatum, 12/25 vs. BOS
Rebounds	25, Anthony Davis, 3/10 vs. MIN	Rebounds	22, Jusuf Nurkic, 2/25 @ PHX
Offensive Reb.	10, Anthony Davis, 3/10 vs. MIN	Offensive Reb.	10, Ivica Zubac, 1/7 vs. LAC
Defensive Reb.	19, LeBron James, 1/27 @ GSW	Defensive Reb.	16, Damontas Sabonis, 3/6 vs. SAC
Assists	17, D'Angelo Russell, 2/14 vs. UTA	Assists	17, Luka Doncic, 12/12 @ DAL
Steals	7, Anthony Davis, 3/10 vs. MIN	Steals	5*, V. Wembanyama, 2/23 vs. SAS
Blocks	7, Anthony Davis, 11/4 at ORL	Blocks	6, Victor Wembanyama, 12/13 @ SAS
Minutes	52, Anthony Davis, 3/26 @ MIL	Minutes	49, Damian Lillard, 3/26 @ MIL
+/-	36, LeBron James, 12/7 vs. NOP	+/-	32*, Grayson Allen, 1/11 vs. PHX

2023-24 TEAM HIGHS / LOWS

LAKERS			OPPONENTS		
HIGHS			HIGHS		
POINTS			POINTS		
Points	150, 3/24 vs. IND	94*, 11/27 @ PHI	Points	145, 3/24 vs. IND	87, 12/7 vs. NOP
1st Qtr.	39, 1/13 at UTA	16, 3/26 @ MIL	1st Qtr.	45, 2/25 @ PHX	17, 11/21 vs. UTA
2nd Qtr.	51, 2/9 vs. NOP	21*, 1/5 vs. MEM	2nd Qtr.	44, 3/6 vs. SAC	14, 12/2 vs. HOU
1st Half	87, 2/9 vs. NOP	42, 3/26 @ MIL	1st Half	78, 1/29 @ HOU	41, 11/21 vs. UTA
3rd Qtr.	44, 3/24 vs. IND	17, 3/13 @ SAC	3rd Qtr.	41, 12/25 vs. BOS	17, 12/7 vs. NOP
Thru 3	116, 3/24 vs. IND	67, 1/3 vs. MIA	Thru 3	109, 11/15 vs. SAC	71, 12/7 vs. NOP
4th Qtr.	44, 1/9 vs. TOR	14, 11/27 @ PHI	4th Qtr.	46, 3/24 vs. IND	11, 10/26 vs. PHX
2nd Half	81, 1/9 vs. TOR	41, 11/27 @ PHI	2nd Half	78, 1/9 vs. TOR	35, 12/7 vs. NOP
OT	16, 3/26 @ MIL	8, 2/29 vs. WAS	OT	17, 10/29 @ SAC	5, 2/29 vs. WAS
2OT	15, 1/27 @ GSW	11, 3/26 @ MIL	2OT	14, 1/27 @ GSW	7, 3/26 @ MIL
Win Margin	44, 12/7 vs. NOP	1*, 3/8 vs. MIL	Win Margin	44, 11/27 @ PHI	1, 11/6 @ MIA
FG	53*, 2/29 vs. WAS	32, 3/22 vs. PHI	FG	59, 3/24 vs. IND	33, 3/22 vs. PHI
FGA	108, 3/26 @ MIL	78, 3/13 @ SAC	FGA	119*, 3/26 @ MIL	75, 12/5 vs. PHX
FG %	.609, 1/25 vs. CHI	.389, 3/26 @ MIL	FG %	.591, 1/23 @ LAC	.344, 3/22 vs. PHI
3-Pt. FG	22, 11/14 vs. MEM	4*, 1/3 vs. MIA	3-Pt. FG	23*, 1/27 @ GSW	7, 12/7 vs. NOP
3-Pt. FGA	45, 10/29 @ SAC	19, 11/12 vs. POR	3-Pt. FGA	58, 1/27 @ GSW	25, 12/5 vs. PHX
3-Pt. FG %	.645, 1/25 vs. CHI	.133, 1/3 vs. MIA	3-Pt. FG %	.529, 12/20 @ CHI	.216, 3/22 vs. PHI
FT	38*, 3/24 vs. IND	4, 2/25 @ PHX	FT	36, 1/13 @ UTA	5, 3/2 vs. DEN
FTA	43*, 3/24 vs. IND	8, 2/25 @ PHX	FTA	39, 1/13 @ UTA	7*, 3/2 vs. DEN
FT %	1.000, 12/28 vs. CHA	.560, 1/30 @ ATL	FT %	1.000, 2/1 @ BOS	.607, 12/28 vs. CHA
Offensive Reb.	21, 12/5 vs. PHX	3*, 3/6 vs. SAC	Offensive Reb.	19*, 11/17 @ POR	5*, 2/5 @ CHA
Defensive Reb.	54, 3/26 @ MIL	24, 12/5 vs. PHX	Defensive Reb.	46, 3/26 @ MIL	20, 11/14 vs. MEM
Rebounds	69, 3/26 @ MIL	30, 1/25 vs. CHI	Rebounds	61, 3/26 @ MIL	33, 11/14 vs. MEM
Assists	41, 12/28 vs. CHA	17, 11/4 @ ORL	Assists	39, 3/24 vs. IND	16, 10/26 vs. PHX
Steals	14*, 12/13 @ SAS	1*, 3/22 vs. PHI	Steals	20, 11/15 vs. SAC	1, 2/3 @ NYK
Blocks	11*, 2/13 vs. DET	1*, 1/17 vs. DAL	Blocks	12, 2/1 @ BOS	1*, 2/28 @ LAC
Turnovers	23, 11/15 vs. SAC	5*, 3/8 vs. MIL	Turnovers	24, 10/26 vs. PHX	4, 11/22 vs. DAL
Pts. In The Paint	82, 2/29 vs. WAS	32, 2/1 @ BOS	Pts. In The Paint	76, 3/6 vs. SAC	34*, 12/2 vs. HOU
2nd-Chance Pts.	20, 11/14 vs. MEM	2, 2/4 @ NYK	2nd-Chance Pts.	36, 11/4 at ORL	3, 2/5 @ CHA
Fast Break Pts.	35, 1/21 vs. POR	5, 11/4 at ORL	Fast Break Pts.	33, 2/28 @ LAC	5, 11/29 @ DET
Off Opp. Turnover	30, 2/28 @ LAC	3, 12/25 vs. BOS	Off Opp. Turnover	30, 11/15 @ SAC	5, 12/18 vs. NYK
FG % (Qtr.)	.833, 1/25 vs. CHI (2nd)	.278, 3/6 vs. SAC (2nd)	FG % (Qtr.)	.783, 3/6 vs. SAC (2nd)	.158, 11/22 vs. DAL (4th)
Rebounds (Qtr.)	20, 11/21 vs. UTA (1st)	3, 2/9 vs. NOP (1st)	Rebounds (Qtr.)	21, 12/2 vs. HOU (4th)	5*, 1/15 OKC (3rd)
Assists (Qtr.)	13*, 12/23 @ OKC (2nd)	3*, 3/13 @ SAS (3rd)	Assists (Qtr.)	14*, 3/24 vs. IND (4th)	1, 10/26 vs. PHX (4th)
FG% (Half)	.674, 2/9 vs. NOP (1st)	.333, 3/26 @ MIL (1st)	FG% (Half)	.638 1/9 vs. TOR (2nd)	.271, 12/7 vs. NOP (2nd)
Rebounds (Half)	37, 3/10 vs. MIN (2nd)	9, 2/9 vs. NOP (1st)	Rebounds (Half)	35, 12/2 vs. HOU (2nd)	12, 1/9 vs. TOR (2nd)
Assists (Half)	22*, 12/28 vs. CHA (2nd)	7, 12/5 vs. PHX (2nd)	Assists (Half)	22, 3/24 vs. IND (2nd)	6, 11/1 vs. LAC (2nd)

THE LAKERS WHEN...

Overall	41-32	Against teams with a .500+ record (day of game)	23-25
As home team (including IST semifinals game in LV)	27-12	Against teams with a sub-.500 record	18-7
As road team	14-20	Following a loss	21-11
Leading (or tied) after first quarter	24-10	On first game of back-to-back	6-7
Behind after first quarter	17-22	On second game of back-to-back	7-6
Leading (or tied) at halftime	29-5		
Behind at halftime	12-27	vs. Western Conference	25-23
Leading (or tied) after third quarter	31-3	vs. Pacific Division	7-9
Behind after third quarter	10-29	vs. Northwest Division	9-7
		vs. Southwest Division	9-7
Decided by three points or less	10-4	vs. Eastern Conference	16-9
Decided by single digits	25-10	vs. Atlantic Division	5-4
Decided by 10 points or more	16-22	vs. Central Division	7-1
More rebounds than opponent (or tied)	27-7	vs. Southeast Division	4-4
Fewer rebounds than opponent	14-25		
Grab 50 or more rebounds	10-3	October	2-2
More assists than opponent (or tied)	31-7	November	9-7
Fewer assists than opponent	10-25	December	6-8
Dish 30 or more assists	21-7	January	7-8
More FTA than opponent (or tied)	34-23	February	9-3
Fewer FTA than opponent	7-9	March	8-4
More 3FG than opponent (or tied)	21-6	April	0-0
Fewer 3FG than opponent	20-26		
More blocks than opponent (or tied)	28-19	Monday	5-5
Fewer blocks than opponent	13-13	Tuesday	6-4
More turnovers than opponent (or tied)	21-21	Wednesday	7-7
Fewer turnovers than opponent	20-11	Thursday	6-5
Outshooting opponent (or tied)	35-10	Friday	6-3
Outshot by opponent	6-22	Saturday	5-5
		Sunday	6-3
More bench points than opponent (or tied)	22-9		
Fewer bench points than opponent	19-23	On national TV	21-17
More points in the paint than opponent (or tied)	32-16	On TNT	6-6
Fewer points in the paint than opponent	9-16	On ESPN	6-7
More second-chance points than opponent (or tied)	14-7	On ABC	2-3
Fewer second-chance points than opponent	27-25	On NBA TV	7-2
More fast break points than opponent (or tied)	24-13		
Fewer fast break points than opponent	17-19	In Icon (gold) jersey	20-15
Shooting .500 or better from the floor	30-10	In Statement (purple) jersey	4-8
Shooting below .500	11-22	In Association (white) jersey	11-6
Opponent shoots .500 or better from the floor	7-18	In City Edition (black) jersey	6-2
Opponent shoots below .500	34-14	In Mamba jersey	0-1
Scoring 100+ points	41-29		
Scoring 99 points or less	0-3		
Opponents score 100+ points	35-32		
Opponents score 99 points or less	6-0		
Playing in an overtime game	4-1		
All five Lakers starters score in double figures	14-5		
A Lakers player scores 40 points	4-2		
A Lakers player scores 50 points	0-0		
Three Lakers players score 20 or more points	17-10		
Two Lakers players score 30 or more points	2-2		
Two Lakers players have 10 or more assists	3-0		
Two Lakers players have a double-double	16-10		
Three Lakers players have a double-double	3-1		
A Lakers player has a triple-double	4-3		
LeBron James scores 30 or more points	11-6		
LeBron James has 10 or more assists	9-6		
Anthony Davis scores 20 or more points	33-19		
Anthony Davis has a double-double	37-20		

2023-24 IDENTIFICATION CHART



MAX CHRISTIE
#10



ANTHONY DAVIS
#3



SPENCER DINWIDDIE
#26




RUI HACHIMURA
#28



JAXSON HAYES
#11



JALEN HOOD-SCHIFINO
#0



LEBRON JAMES
#23



MAXWELL LEWIS
#21




TAUREAN PRINCE
#12



AUSTIN REAVES
#15



CAM REDDISH
#5



D'ANGELO RUSSELL
#1




JARRED VANDERBILT
#2



GABE VINCENT
#7



CHRISTIAN WOOD
#35



COLIN CASTLETON
#14



HARRY GILES III
#20



SKYLAR MAYS
#4